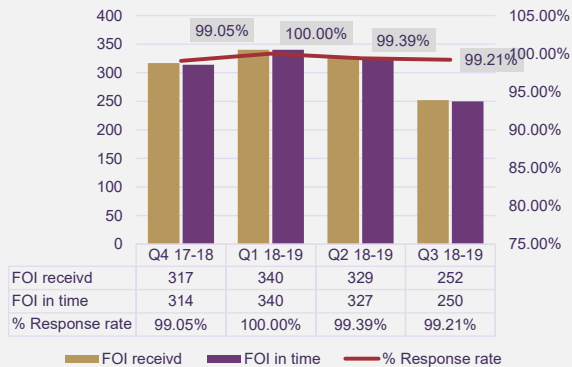


# Information Governance

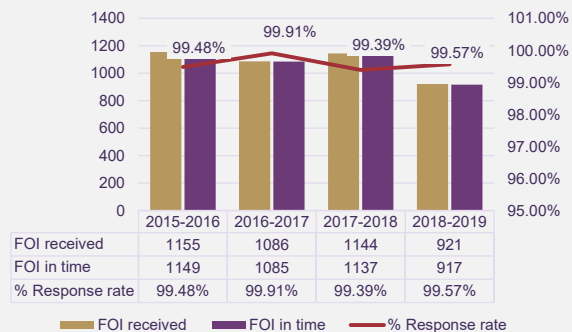
## Quarter 3 2018-2019

### Freedom of Information

FOI Quarterly Performance Q4 17-18 to Q3 18-19



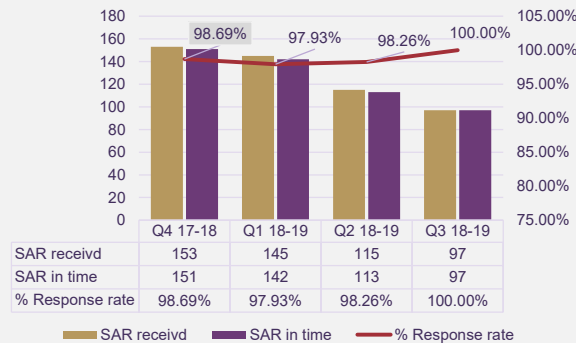
FOI Performance - Annual Comparison - 2015-16 to date



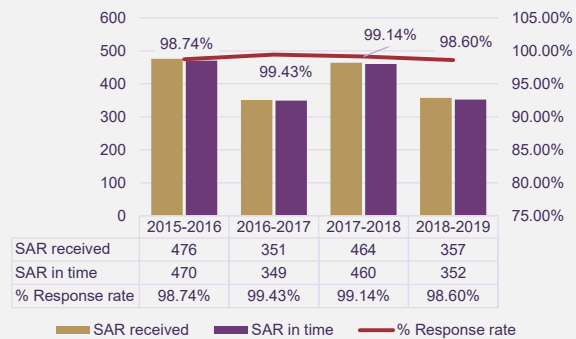
Volumes of FOI/EIR requests are lower again this quarter. Two requests went over the statutory timeframe - the response rate remains high at 99%

### Data Protection

SAR Quarterly Performance - Q4 17-18 to Q3 18-19



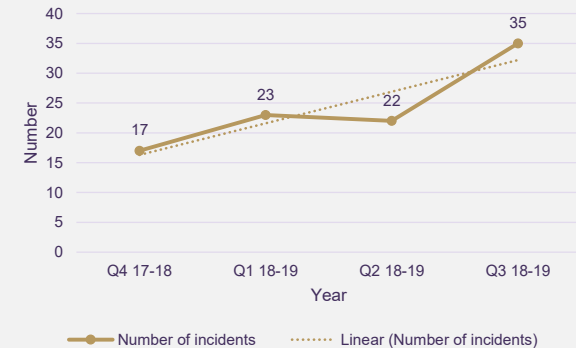
SAR Performance - Annual Comparison - 2015-16 to present



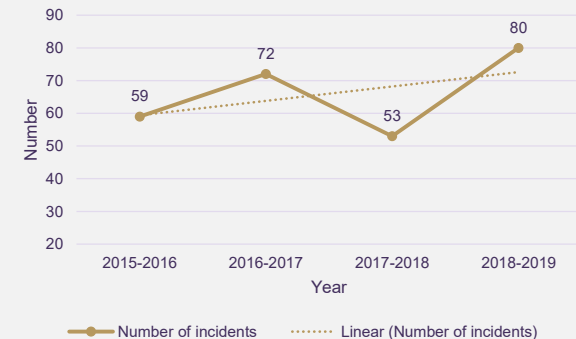
97 requests were received this quarter - again following the downward trend of previous quarters. All requests were responded to on time - resulting in a 100% response rate.

### Information Incidents

Number of incidents - Quarterly performance Q4 17-18 to Q3 18-19



Number of incidents to Annual Comparison 2015-16 to present



The number of information incidents reported this quarter is the highest reported so far this year and takes the annual figure to 80, which is the highest number reported for the following three years. All were of the low to low/medium risk category.