


Health Scrutiny Meeting – January 2020

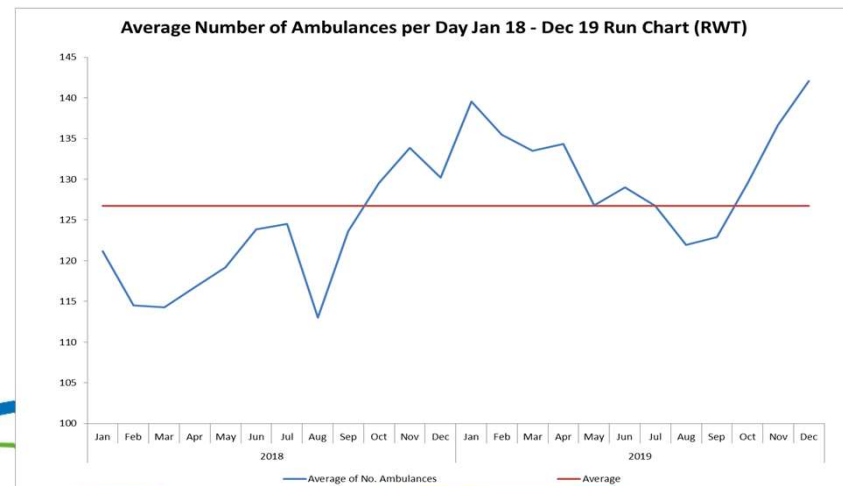
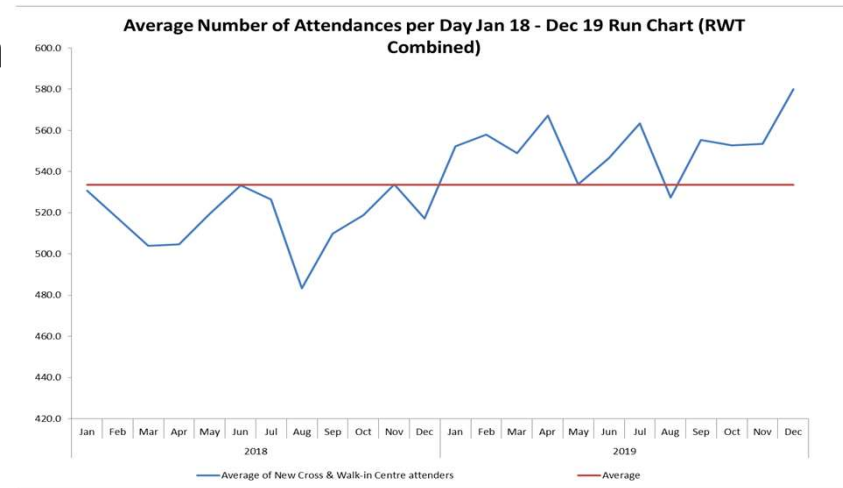
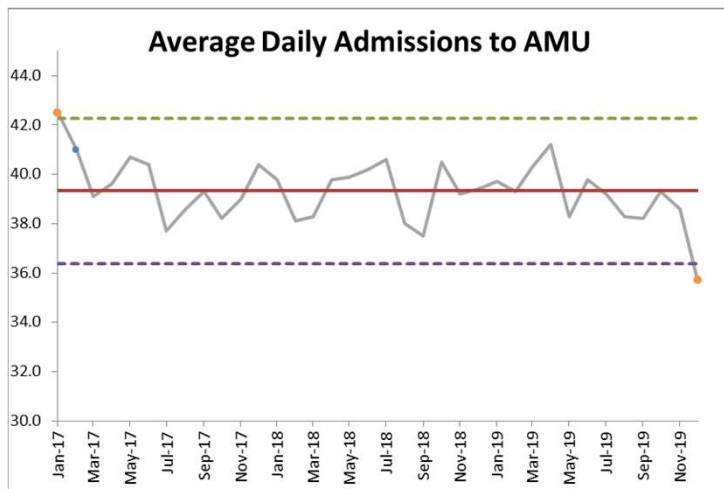
Tim Powell - Deputy Chief Operating Officer, RWT



Emergency Directorate Overview

Maximum Attendances Comparison

Metric	2018	2019
Attendances	654	756
Ambulance Attendances	158	180




Regional Comparison

4 Hour Target Performance April - November 2019

Emergency Department All Types Performance Target = 95%	Total Attendances YTD	Number Over 4 Hours YTD	% in 4 hours
South Warwickshire NHS Foundation Trust	56,055	5,055	90.98%
Birmingham Children's Hospital NHS Foundation Trust	42,528	4,760	88.81%
The Royal Wolverhampton NHS Trust	168,137	21,040	87.49%
University Hospitals Coventry & Warwickshire NHS Trust	166,373	27,030	83.75%
Walsall Healthcare NHS Trust	89,980	16,381	81.79%
The Dudley Group of Hospitals NHS Foundation Trust	109,369	20,482	81.27%
George Eliot Hospital NHS Trust	61,006	12,498	79.51%
University Hospitals of Derby and Burton NHS FT	234,618	48,908	79.15%
University Hospitals of North Midlands NHS Trust	185,425	38,924	79.01%
Wye Valley NHS Trust	46,461	10,097	78.27%
Sandwell & West Birmingham Hospitals NHS Trust	149,645	32,586	78.22%
Worcestershire Acute Hospitals NHS Trust	137,433	32,422	76.41%
University Hospitals Birmingham NHS Foundation Trust	298,957	88,905	70.26%
Shrewsbury & Telford Hospital NHS Trust	102,510	30,555	70.19%

% Ambulance Attendances Resulting in Fines Overview April -
Dec 2019

Trust	% Ambulances resulting in Fines
Shrewsbury & Telford Hospital NHS Trust	13.01%
The Dudley Group of Hospitals NHS Foundation Trust	12.72%
Walsall Healthcare NHS Trust	6.78%
Sandwell & West Birmingham Hospitals NHS Trust	3.15%
The Royal Wolverhampton NHS Trust	2.68%



HR Overview

Staffing Levels

Department	Band/Staff Type	Staff in Post	Budgeted	Vacancy	Staff in Post	Budgeted	Vacancy	Staff in Post	Budgeted	Vacancy
		WTE Sep-19	WTE Sep-19	WTE Sep-19	WTE Oct-19	WTE Oct-19	WTE Oct-19	WTE Nov-19	WTE Nov-19	WTE Nov-19
225 Nurses - ED	AfC Band 2 - Admin	3.00	3.00	0.00	3.00	3.00	0.00	3.00	3.00	0.00
	AfC Band 2 - Ancillary	7.50	7.63	0.13	7.50	7.63	0.13	8.07	7.63	-0.44
	AfC Band 2 - HCA	27.97	39.98	12.01	27.97	39.98	12.01	28.46	39.98	11.52
	AfC Band 3 - HCA	3.23	0.00	-3.23	3.66	0.00	-3.66	3.66	0.00	-3.66
	AfC Band 5 - CF-NQ-Int	1.00	0.00	-1.00	0.00	0.00	0.00	1.00	0.00	-1.00
	AfC Band 5 - N&M	64.22	66.08	1.86	57.01	66.08	9.07	56.54	66.08	9.54
	AfC Band 6 - N&M	21.49	26.90	5.41	26.33	26.90	0.57	26.33	26.90	0.57
AfC Band 7 - N&M	9.81	8.16	-1.65	10.73	8.16	-2.57	10.73	8.16	-2.57	
225 Nurses - ED Total		138.22	151.75	13.53	136.19	151.75	15.56	137.79	151.75	13.96

Turnover – Dec 2018 – Nov 2019

	Sep	Oct	Nov	WTE Leavers between Dec 18 and Nov 19
225 Nurses - ED	12.11%	12.08%	12.08%	18.6

