

## Implementing the Department for Transport’s ‘Statutory taxi and private hire vehicle standards’ in Licensing Services: Summary report

This report was created on Monday 11 January 2021 at 16:09 and includes 319 responses.

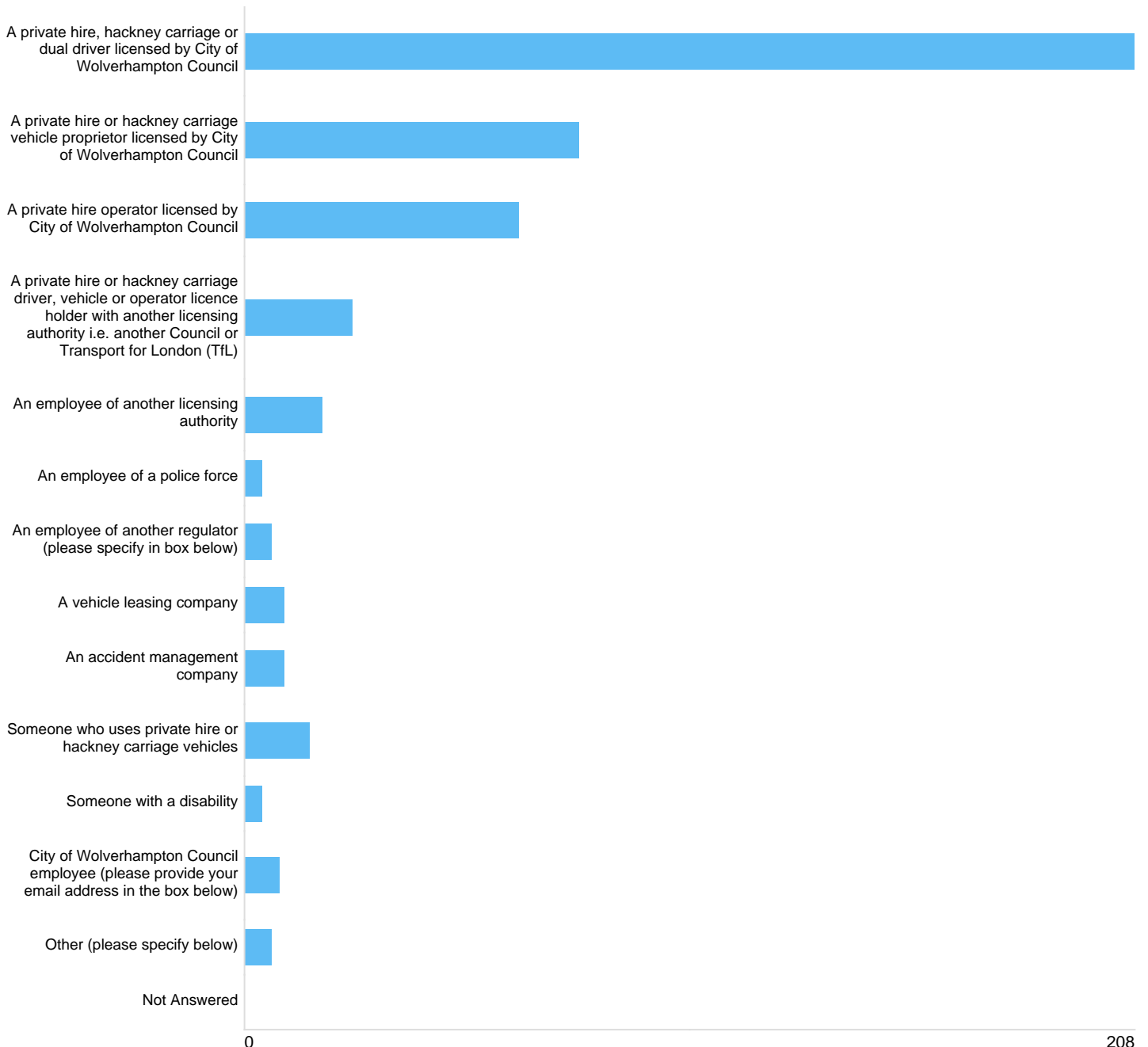
The consultation ran from 16/10/2020 to 08/01/2021.

### Contents

Question 1: In what capacity are you responding to this consultation? (Select all that apply)	2
Select all that apply	2
Other please specify	3
City of Wolverhampton Council employees only:	3
Question 2: Do you support these proposals?	3
Y/N	3
Comments	3
Question 3: Do you support these proposals?	3
Y/N	3
Comments	4
Question 4: Do you support these proposals?	4
Y/N	4
Comments	4
Question 5: Do you support these proposals?	4
Y/N	4
Comments	4
Question 6: Do you support these proposals?	4
Y/N	4
Comments	5
Question 7: Do you support these proposals?	5
Y/N	5
Comments	5
Question 8: Do you support these proposals?	5
Y/N	5
Are there any other policy documents that you think should be included or do you have any other comments?	5
Question 9: Do you think that all private hire and hackney carriage vehicles licensed by City of Wolverhampton should be required to install this system?	5
Y/N	5
Comments	6
Question 10: Do you support this proposal?	6
Y/N	6
Comments	6
Question 11: Is there anything else that you would like to comment on?	6
Comments	6
Question 12: What gender are you?	6
Gender	6
Question 13: Is your gender identity the same as the gender you were assigned at birth?	7
Gender identity	7
Question 14: What is your ethnic origin?	8
Ethnic origin	8
Question 15: Do you have a disability which affects your day to day activities, which has lasted, or you expect to last, at least a year?	9
Disability	9
Question 16: What religion are you?	10
Religion	10
Question 17: Please indicate how old you are:	11
Age	11
Question 18: What is your sexual orientation?	12
Sexual Orientation	12

**Question 1: In what capacity are you responding to this consultation? (Select all that apply)**

*Select all that apply*



Option	Total	Percent
A private hire, hackney carriage or dual driver licensed by City of Wolverhampton Council	208	65.20%
A private hire or hackney carriage vehicle proprietor licensed by City of Wolverhampton Council	78	24.45%
A private hire operator licensed by City of Wolverhampton Council	64	20.06%
A private hire or hackney carriage driver, vehicle or operator licence holder with another licensing authority i.e. another Council or Transport for London (TfL)	25	7.84%
An employee of another licensing authority	18	5.64%
An employee of a police force	4	1.25%
An employee of another regulator (please specify in box below)	6	1.88%
A vehicle leasing company	9	2.82%
An accident management company	9	2.82%
Someone who uses private hire or hackney carriage vehicles	15	4.70%
Someone with a disability	4	1.25%
City of Wolverhampton Council employee (please provide your email address in the box below)	8	2.51%
Other (please specify below)	6	1.88%
Not Answered	0	0.00%

**Other please specify**


There were **11** responses to this part of the question.

**City of Wolverhampton Council employees only:**

There were **5** responses to this part of the question.

**Question 2: Do you support these proposals?**

**Y/N**



Option	Total	Percent
Yes	257	80.56%
No	62	19.44%
Not Answered	0	0.00%

**Comments**

There were **46** responses to this part of the question.

**Question 3: Do you support these proposals?**

**Y/N**



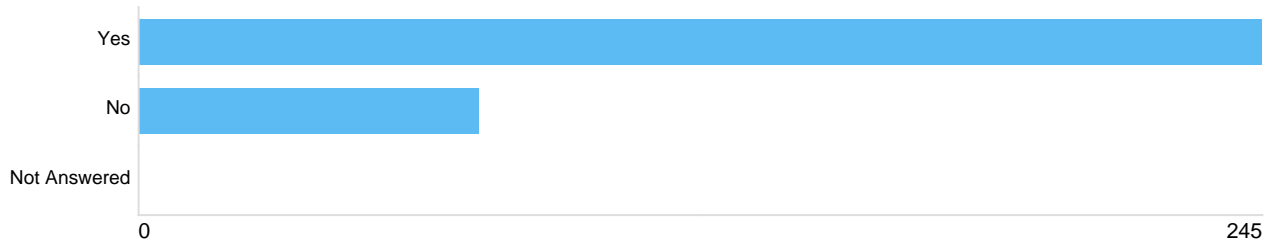
Option	Total	Percent
Yes	304	95.30%
No	15	4.70%
Not Answered	0	0.00%

**Comments**

There were **32** responses to this part of the question.

**Question 4: Do you support these proposals?**

Y/N




Option	Total	Percent
Yes	245	76.80%
No	74	23.20%
Not Answered	0	0.00%

**Comments**

There were **25** responses to this part of the question.

**Question 5: Do you support these proposals?**

Y/N




Option	Total	Percent
Yes	248	77.74%
No	71	22.26%
Not Answered	0	0.00%

**Comments**

There were **31** responses to this part of the question.

**Question 6: Do you support these proposals?**

Y/N



Option	Total	Percent
Yes	254	79.62%
No	65	20.38%
Not Answered	0	0.00%

**Comments**

There were **24** responses to this part of the question.

**Question 7: Do you support these proposals?**

Y/N



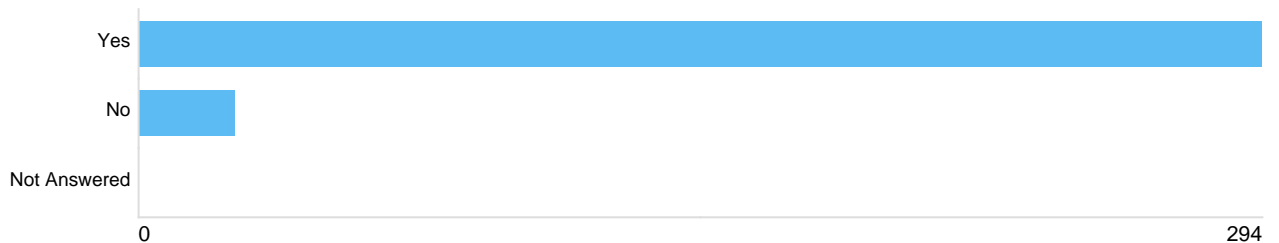
Option	Total	Percent
Yes	258	80.88%
No	61	19.12%
Not Answered	0	0.00%

**Comments**

There were **29** responses to this part of the question.

**Question 8: Do you support these proposals?**

Y/N



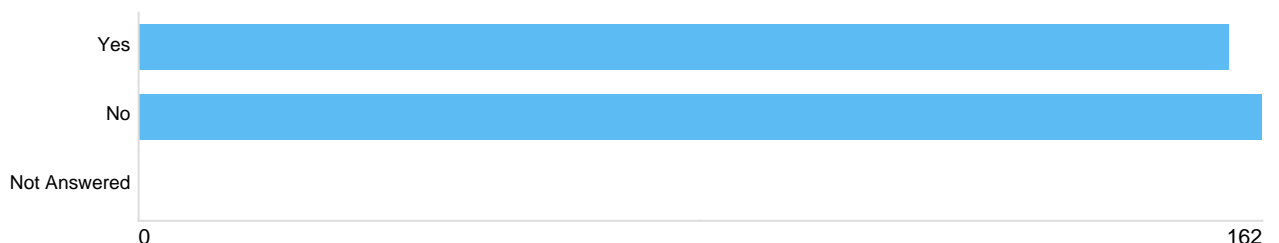
Option	Total	Percent
Yes	294	92.16%
No	25	7.84%
Not Answered	0	0.00%

**Are there any other policy documents that you think should be included or do you have any other comments?**

There were **21** responses to this part of the question.

**Question 9: Do you think that all private hire and hackney carriage vehicles licensed by City of Wolverhampton should be required to install this system?**

Y/N



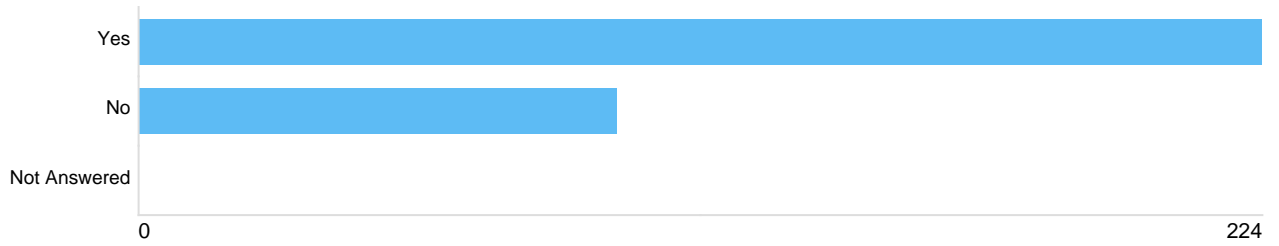
Option	Total	Percent
Yes	157	49.22%
No	162	50.78%
Not Answered	0	0.00%

**Comments**

There were **95** responses to this part of the question.

**Question 10: Do you support this proposal?**

**Y/N**



Option	Total	Percent
Yes	224	70.22%
No	95	29.78%
Not Answered	0	0.00%

**Comments**

There were **39** responses to this part of the question.

**Question 11: Is there anything else that you would like to comment on?**

**Comments**

There were **77** responses to this part of the question.

**Question 12: What gender are you?**


**Gender**



Option	Total	Percent
Female	9	2.82%
Male	281	88.09%
Gender fluid / Gender neutral / None gender	1	0.31%
Other	0	0.00%
Prefer not to say	18	5.64%
Not Answered	10	3.13%

**Question 13: Is your gender identity the same as the gender you were assigned at birth?**

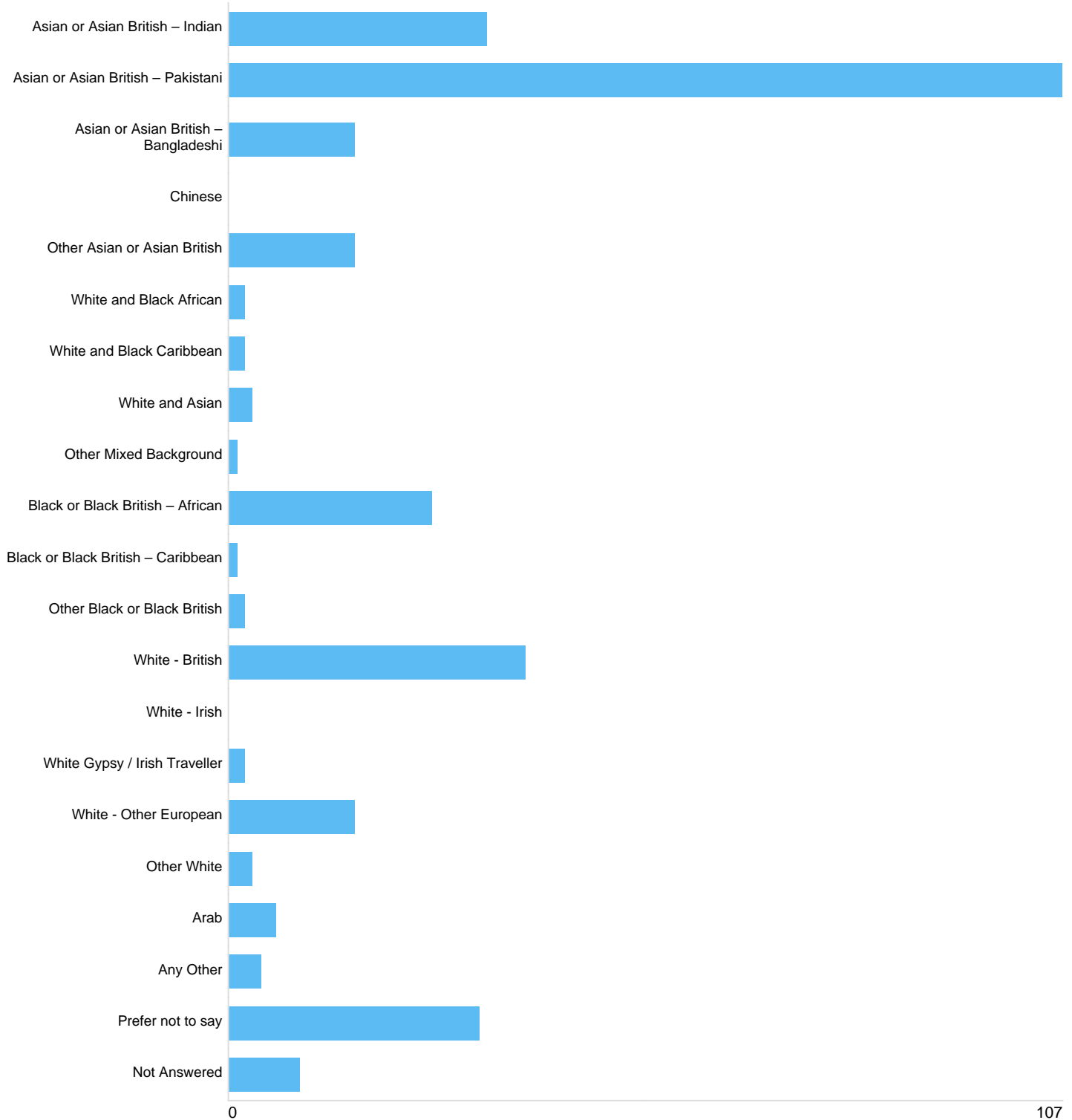
**Gender identity**



Option	Total	Percent
Yes	290	90.91%
No	3	0.94%
Prefer not to say	17	5.33%
Not Answered	9	2.82%

**Question 14: What is your ethnic origin?**

**Ethnic origin**

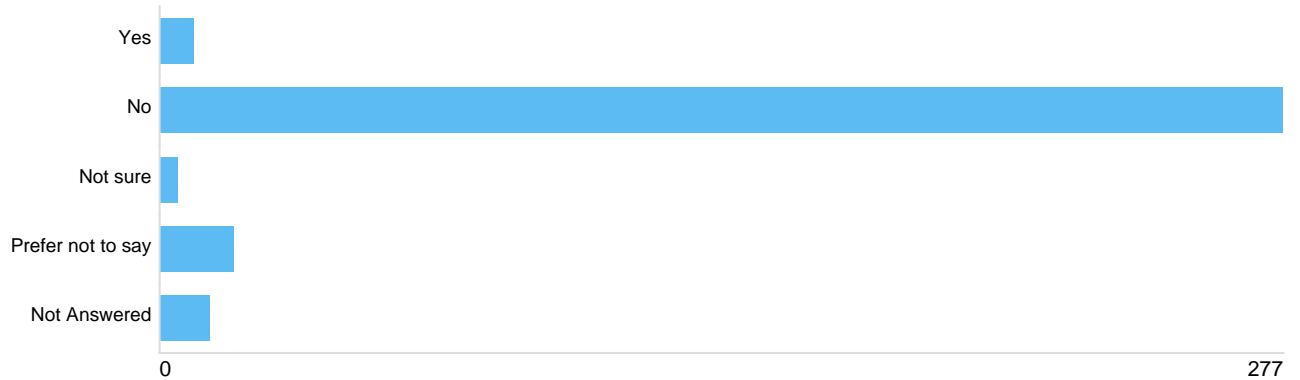




Option	Total	Percent
Asian or Asian British – Indian	33	10.34%
Asian or Asian British – Pakistani	107	33.54%
Asian or Asian British – Bangladeshi	16	5.02%
Chinese	0	0.00%
Other Asian or Asian British	16	5.02%
White and Black African	2	0.63%
White and Black Caribbean	2	0.63%
White and Asian	3	0.94%
Other Mixed Background	1	0.31%
Black or Black British – African	26	8.15%
Black or Black British – Caribbean	1	0.31%
Other Black or Black British	2	0.63%
White - British	38	11.91%
White - Irish	0	0.00%
White Gypsy / Irish Traveller	2	0.63%
White - Other European	16	5.02%
Other White	3	0.94%
Arab	6	1.88%
Any Other	4	1.25%
Prefer not to say	32	10.03%
Not Answered	9	2.82%

**Question 15: Do you have a disability which affects your day to day activities, which has lasted, or you expect to last, at least a year?**

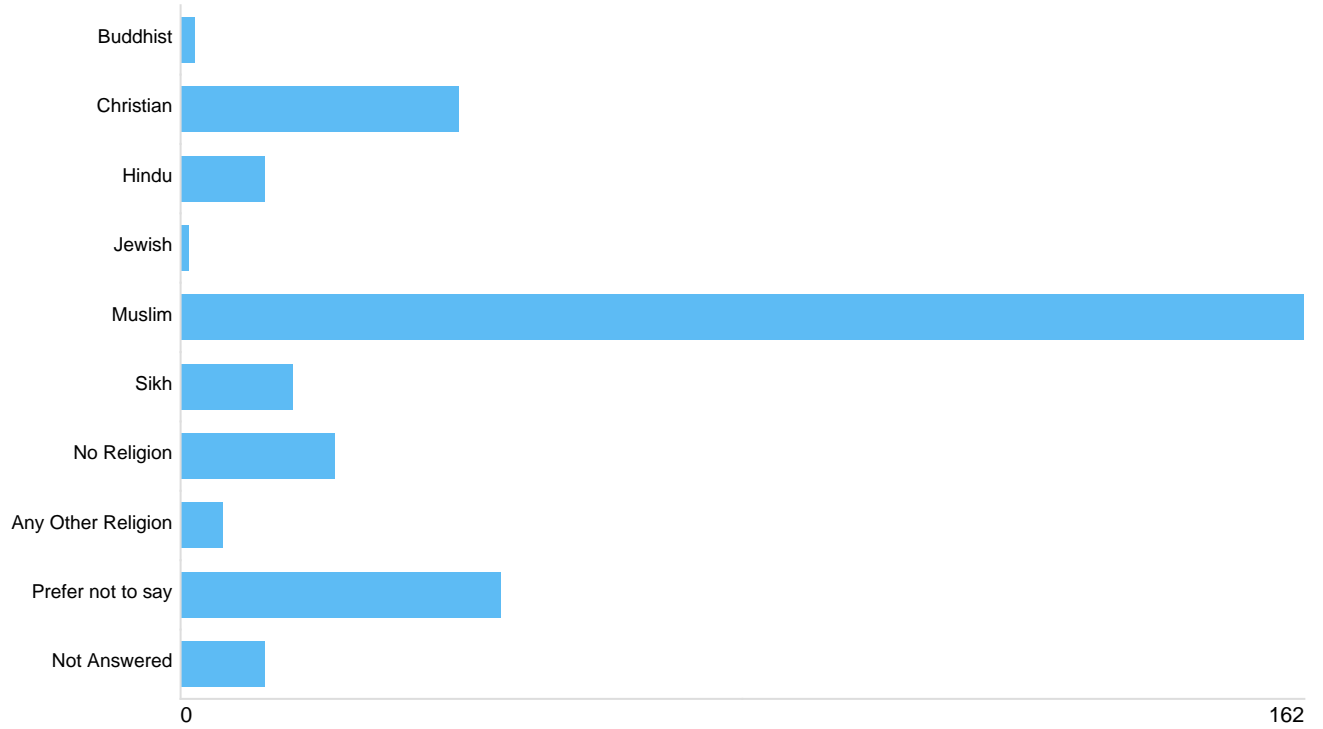
**Disability**



Option	Total	Percent
Yes	8	2.51%
No	277	86.83%
Not sure	4	1.25%
Prefer not to say	18	5.64%
Not Answered	12	3.76%

**Question 16: What religion are you?**

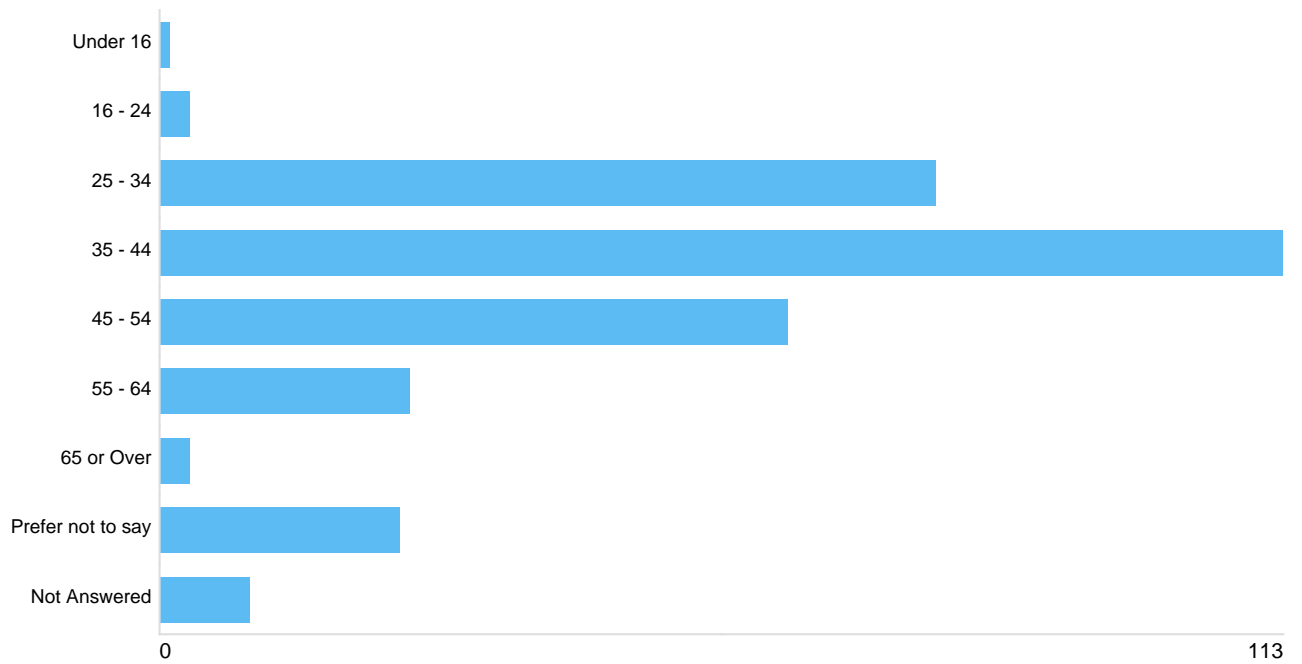
*Religion*



Option	Total	Percent
Buddhist	2	0.63%
Christian	40	12.54%
Hindu	12	3.76%
Jewish	1	0.31%
Muslim	162	50.78%
Sikh	16	5.02%
No Religion	22	6.90%
Any Other Religion	6	1.88%
Prefer not to say	46	14.42%
Not Answered	12	3.76%

**Question 17: Please indicate how old you are:**

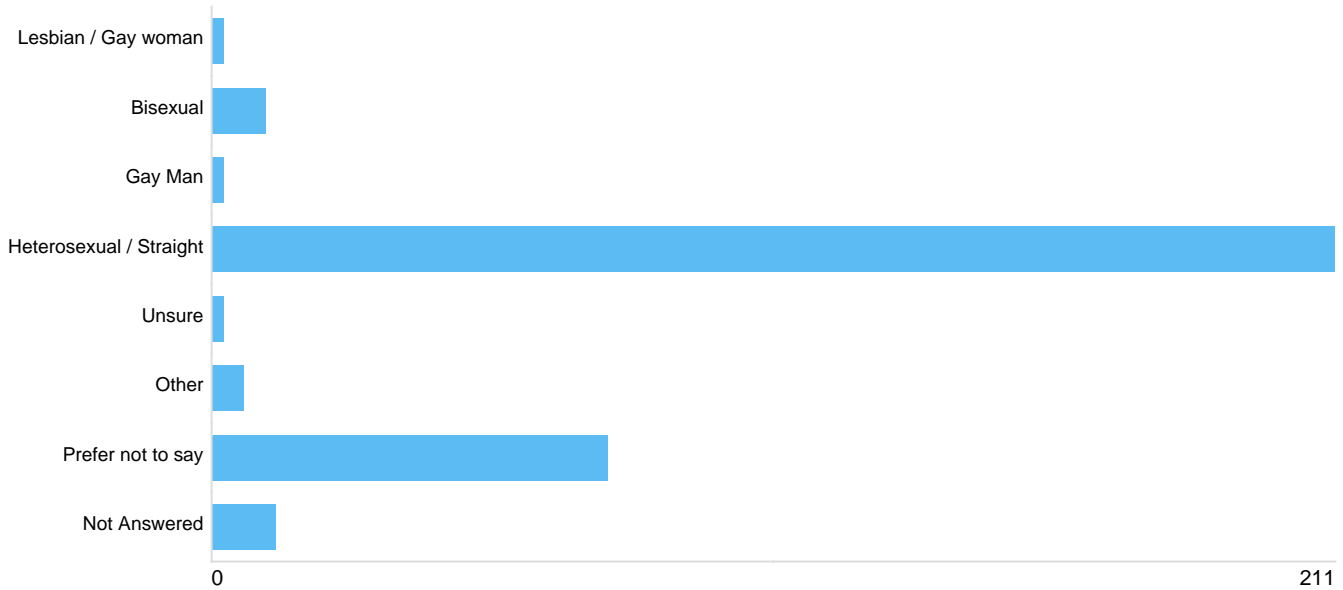
**Age**



Option	Total	Percent
Under 16	1	0.31%
16 - 24	3	0.94%
25 - 34	78	24.45%
35 - 44	113	35.42%
45 - 54	63	19.75%
55 - 64	25	7.84%
65 or Over	3	0.94%
Prefer not to say	24	7.52%
Not Answered	9	2.82%

**Question 18: What is your sexual orientation?**

**Sexual Orientation**



Option	Total	Percent
Lesbian / Gay woman	2	0.63%
Bisexual	10	3.13%
Gay Man	2	0.63%
Heterosexual / Straight	211	66.14%
Unsure	2	0.63%
Other	6	1.88%
Prefer not to say	74	23.20%
Not Answered	12	3.76%