

Appendix 1: Benchmarking of Wolverhampton care provision costs for 2020-2021 comparing neighbouring local authorities and CIPFA (the Chartered Institute of Public Finance and Accountancy) comparators:

Table 1 Home Care

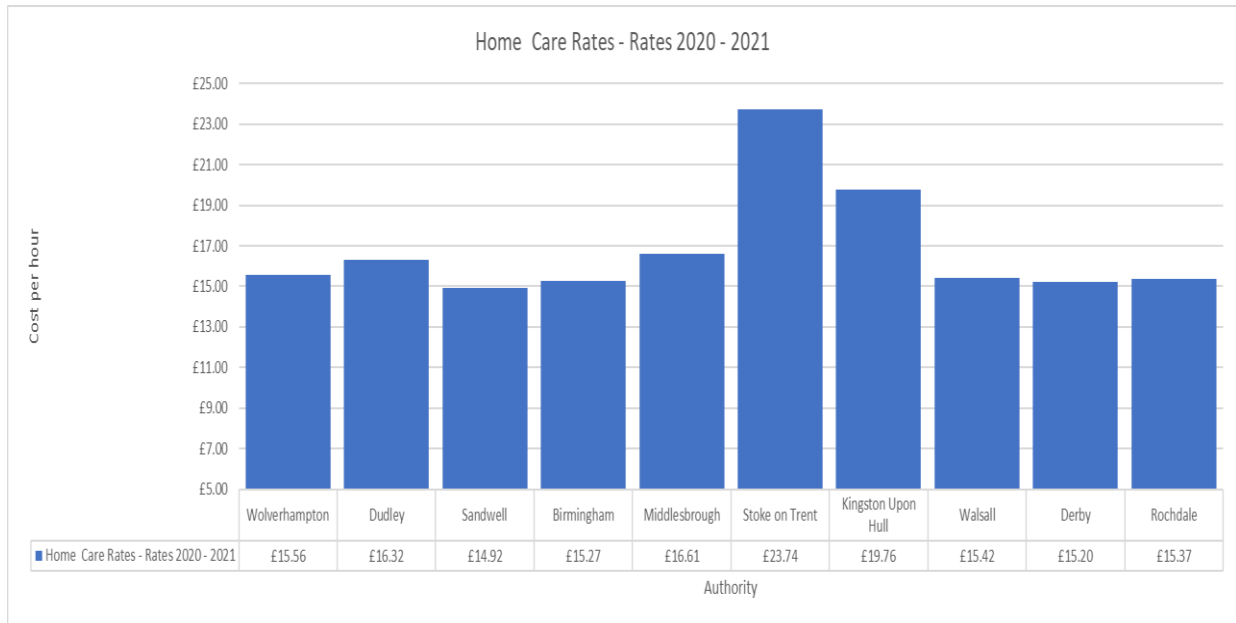


Table 2 Direct Payments Agency Rate



Table 3 Direct Payment Personal Assistant Rate

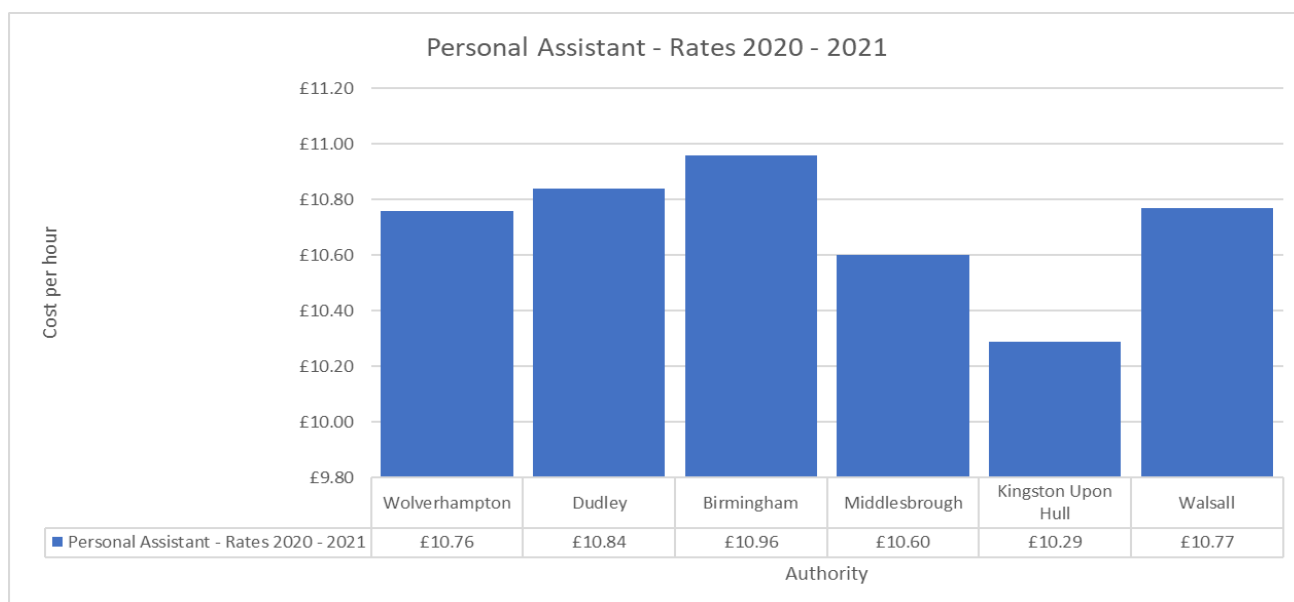


Table 4 Residential Care Home rates



Table 5 Residential Care Homes to support dementia needs

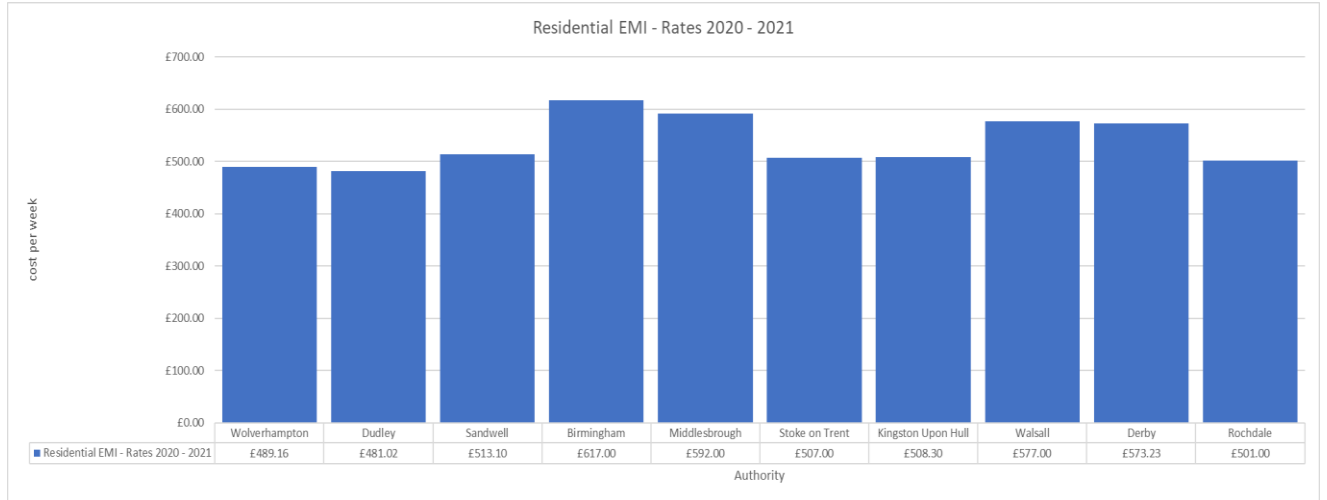


Table 6 Nursing Care Homes

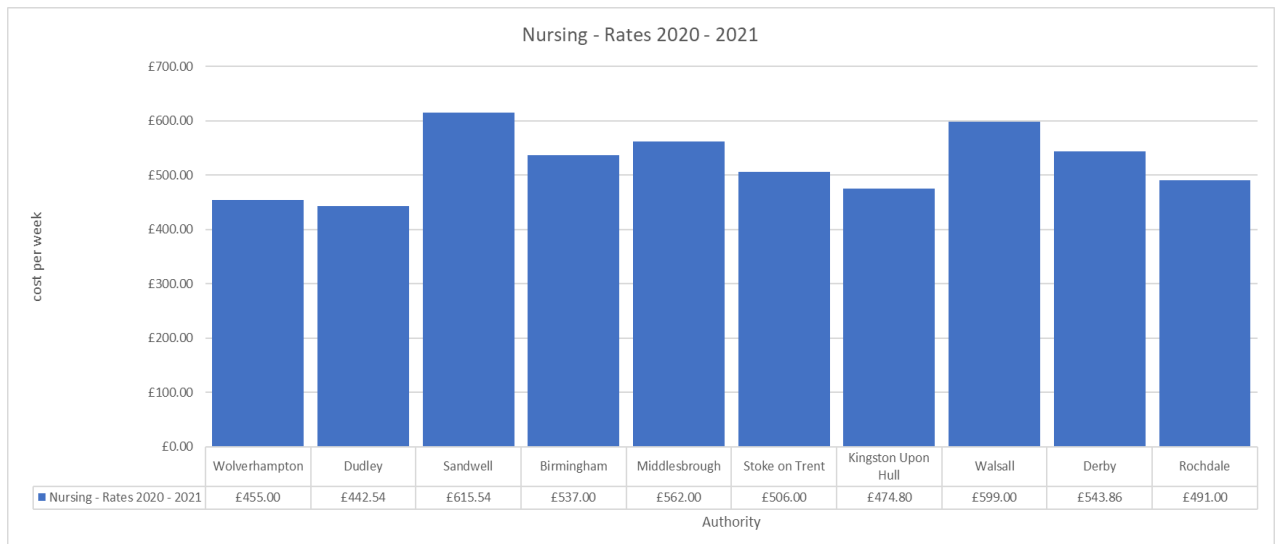


Table 7 Nursing Care Homes to support dementia care needs

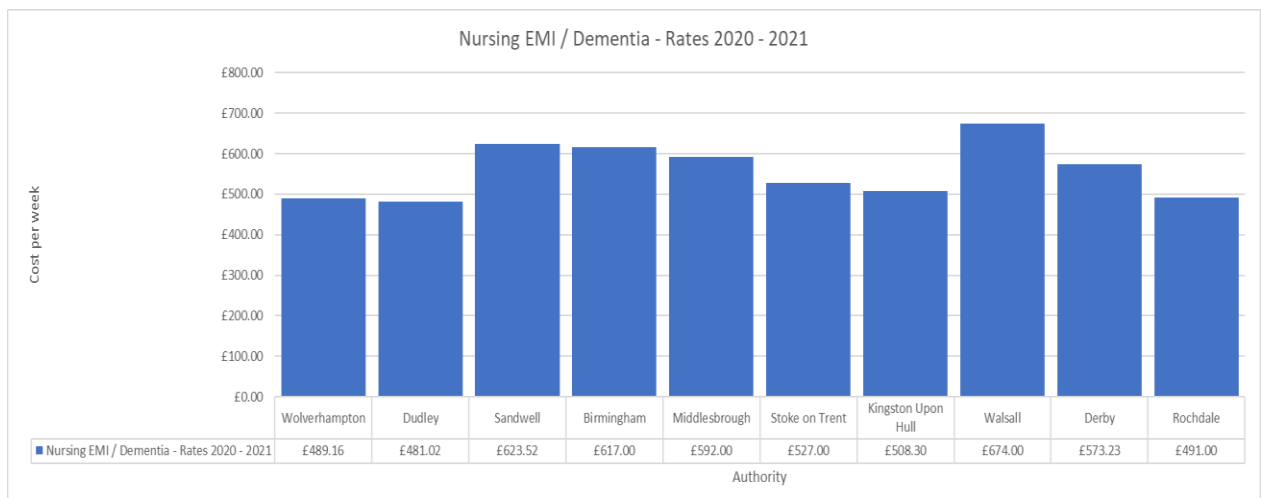
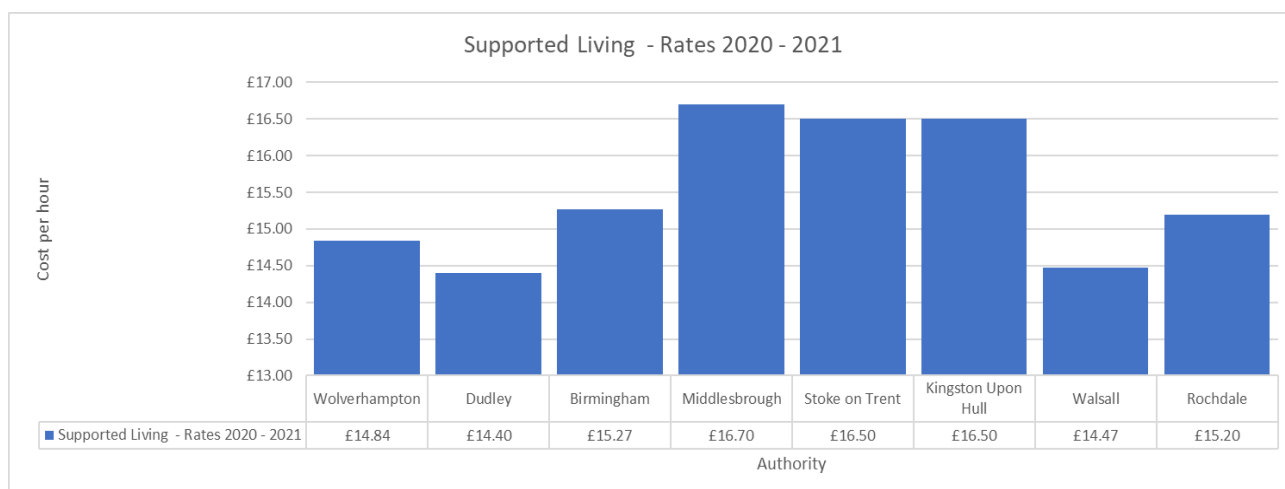


Table 8 Supported Living rates



West Midlands Association of Directors of Adults Services (ADASS), completed a survey of fee benchmarking and intended fees for West Midlands Local Authorities (LA's). (This was received after the report was published), again not all LA's completed it and this will be added to the final CRP, it has been anonymised as requested by other LA's but where there's an * - they are the Black Country (BC) LA's.

COUNCIL	Per hour	£ per week	£ per week	£ per week	£ per week	% INCREASES
anom	Home Care	Res OP	Res dem	Nurs OP	Nurs dem	
anom	17.59	614.40		888.54 (inc FNC)		0% apart from Res OP at 0.96%
Wolverhampton	15.56	455	489.16	455	489.16	Dom 1.8%, Res 3%
* anom BC	15.42	511	577	599	674	1%
anom	18.40 urban, 21.24 rural	516.07	516.07	588.69	588.69	Dom 1.91%, Res 1.56%
anom	16.92	535.15	620.13	625.80	684.25	Dom 8.27%, Res 3.90-4.04%
* anom BC	14.92	455.90	513.10	633.90	641.88	Dom 1.6%, Res 1%, Nurs 1.14%
anom	15.27 gen,	537		617		Dom 1.99%, Res 1.78%
anom	16.20	515	596	760	907	Dom 4.95%, Res 2.2%