

CORPORATE PARENTING BOARD

PERFORMANCE OVERVIEW

**Data as at:
28 February 2021**

City of Wolverhampton Council - Corporate Parenting Report

Current CYPiC Profile

Current CYPiC per 10,000 population

92

Wolverhampton CYPiC per 10,000 Year End 2019/20

94

West Mids CYPiC per 10,000 pop 2019/20

82

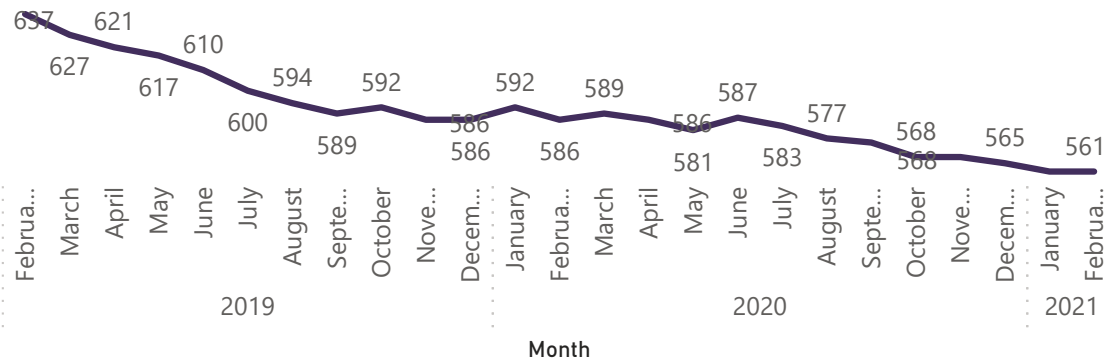
Stat Neighbours CYPiC per 10,000 pop 2019/20

93

England CYPiC per 10,000 pop 2019/20

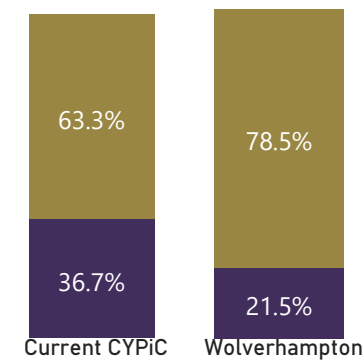
67

Number of Children and Young People in Care in Wolverhampton



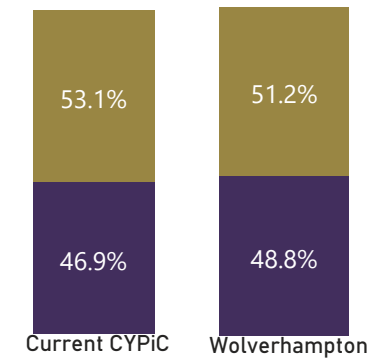
Ethnicity Comparison

● BME
● White

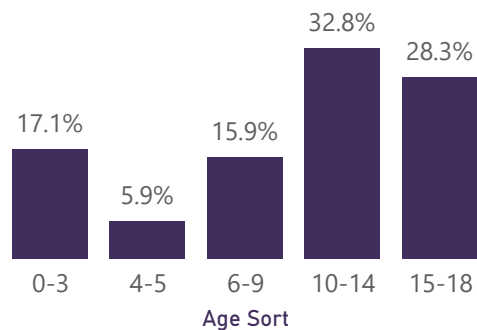


Gender Comparison

● Female
● Male



Age Breakdown

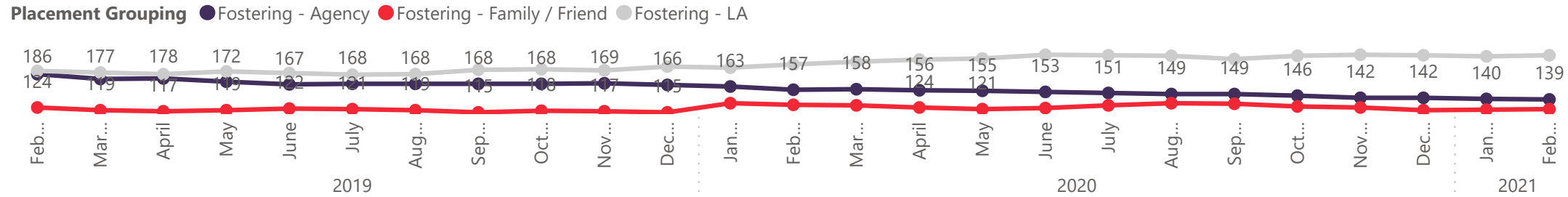


The numbers of children and young people in care have decreased further in the year to date from 589 in March to 561. There continues to be an increase in the number of children leaving care and the rate of children entering care has decreased. Just over 60% of Wolverhampton's children and young people in care are aged 10 and above with 28% aged 15 or above. There is an over representation of BAME children in the current children and young people in care cohort compared to the overall city population of 0-18 year olds. Over representation is also apparent with males when compared to the overall Wolverhampton population of 0-18 year olds.

City of Wolverhampton Council - Corporate Parenting Report

CYPiC Placement Analysis

Number of placements for current CYPiC in past 12 months



There continues to be more children placed with internal foster carers than agency carers



% CYPiC placed more than 20 mile + from home
11%

2019/20 = 12%
2018/19 = 13%
2017/18 = X
2016/17 = 11%

% CYPiC with less than 3 placements in last 12 months
93.0%

2019/20 = 91%
2018/19 = 86%
2017/18 = 84%
2016/17 = 87%

% CYPiC in same placement for 2 years or more
75.4%

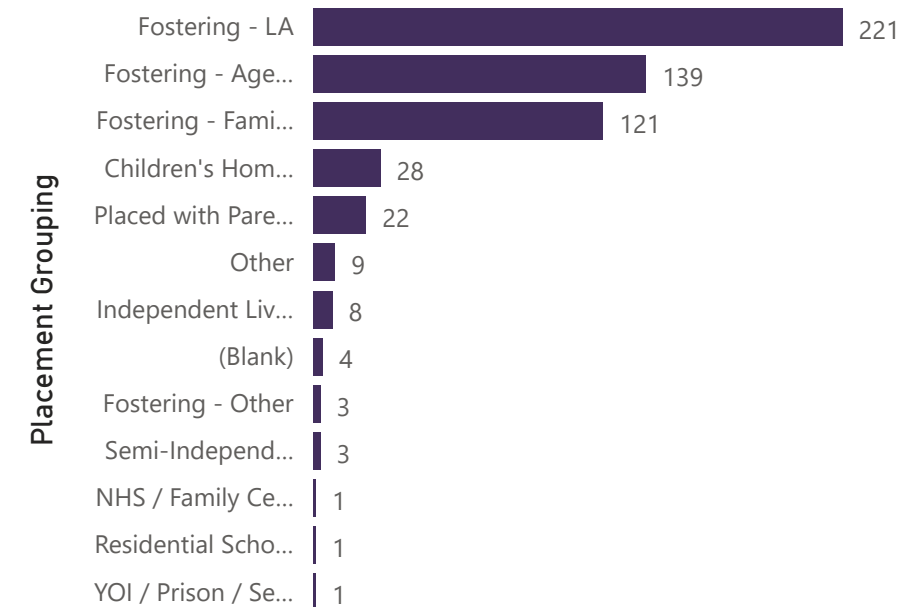
2019/20 = 74%
2018/19 = 73%
2017/18 = 70%
2016/17 = 65%

Number of placements for current CYPiC in past 12 months

Placements in last 12 months ● 1 ● 2 ● 3 ● 4 ● 5 ● 6 ● 7 ● 8



Current CYPiC by Placement Type



Through the performance of the Family Values Project, the number of mainstream placements continue to stay higher than those with agency foster carers. Both the long and short term placement stability continue to stay strong at 93% for the percentage of CYPiC with fewer than 3 placements during the last 12 months from 86% during 2018/19.

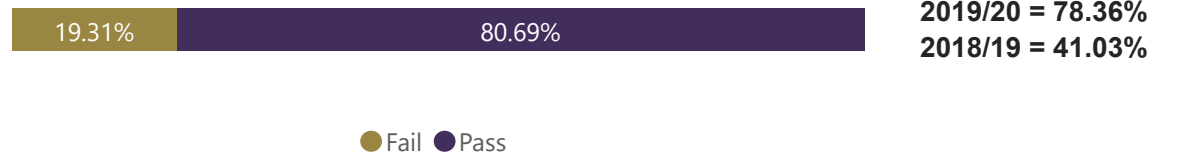
City of Wolverhampton Council - Corporate Parenting Report

Assessments, Reviews, Visits



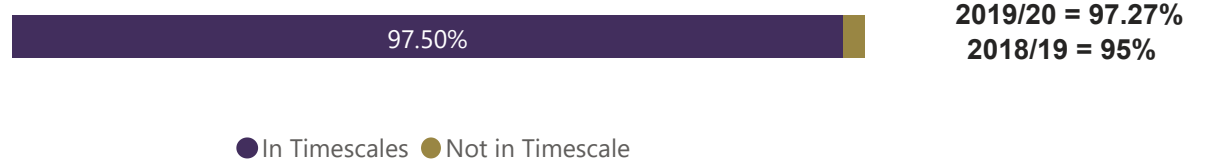
CYPiC with an up to date assessment

Where a new assessment has been completed within 12 months



CYPiC with an up to date review

Where the First Review is within 20 working days. Second review within 3 months. Third and subsequent reviews every 6 months



CYPiC who participated in the review

The proportion of CYPiC reviews where the child was present or contributed by other means in their review



Assessments are 80.69% which is a slight improvement from 78.36% in the previous year, while reviews continue to improve throughout the year with 98% of children recorded as having an up to date review.

CYPiC Review Participation has improved after the data issues regarding the system migration and are now at 97% in the month

City of Wolverhampton Council - Corporate Parenting Report

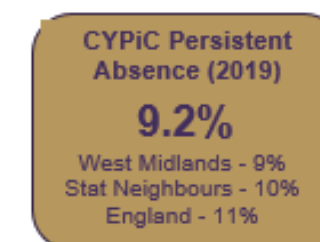

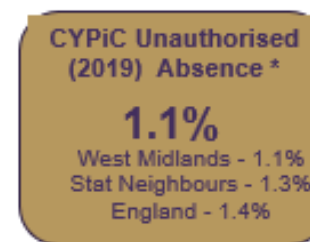
Education

KS2 Expected Standard	Maths	Reading	Writing	Reading, Writing and Maths
CYPiC Wolverhampton 2019	47%	50%	58%	42%
Wolverhampton 2019	74%	70%	77%	64%
CYPiC West Midlands 2019	50%	51%	52%	38%
CYPiC Stat Neighbours 2019	54%	49%	52%	38%
CYPiC England 2019	51%	49%	50%	37%
KS4	9-4 Pass in English and Maths	Attainment 8	Progress 8	
CYPiC Wolverhampton 2019	15%	20%	-1%	
Wolverhampton 2019	58%	45%	0%	
CYPiC West Midlands 2019	18%	20%	-1%	
CYPiC Stat Neighbours 2019	18%	20%	-1%	
CYPiC England 2019	18%	19%	-1%	

The 2019 KS2 and KS4 results show that Wolverhampton CYPiC has improved in line with comparator performance. There remains a significant gap between the performance of CYPiC and all Wolverhampton children however small numbers in the cohort can make these measurements volatile. For further information about the education attainment of CYPiC in Wolverhampton please refer to the Virtual School Head teacher annual report.

Attendance data has been updated for 2019. This is taken from published data that was released in April 2020, and shows that performance is in line with or better than comparator groups. Wolverhampton are in the upper quartile nationally (best performance) for children and young people in care overall absence.

CYPiC with an up to date PEP performance has improved in February. There are some issues with the accuracy of the recording of PEP data within the new Eclipse system. This continues to be addressed by the Social Care Systems team to develop forms for more accurate reporting.



CYPiC with an up to date PEP

The proportion eligible CYPiC with an up to date Personal Education Plan (PEP)

PEP's - All Ages



2019/20 = 93%
2018/19 = 89%

PEP's - Early Year's



2019/20 = 72%
2018/19 = 63%

PEP's - Year 12 & 13



2019/20 = 81%
2018/19 = 75%

● Fail ● Pass

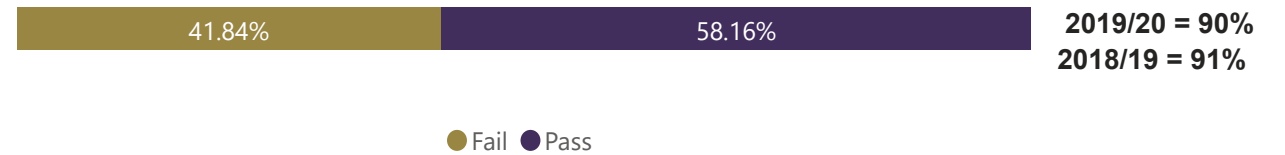
City of Wolverhampton Council - Corporate Parenting Report

Health & Dental - This data is internal CWC data and reflects different timescales to the data provided by health



CYPiC with an up to date review health check

Where a review health check has been completed within 12 months



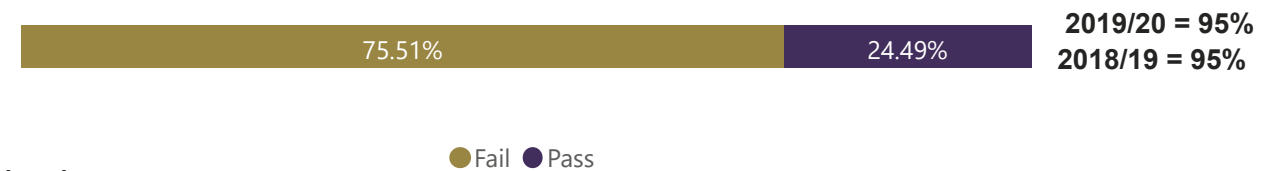
CYPiC with an initial health check

Where a health check has been completed within 20 working days of entering care (rolling 12 months)



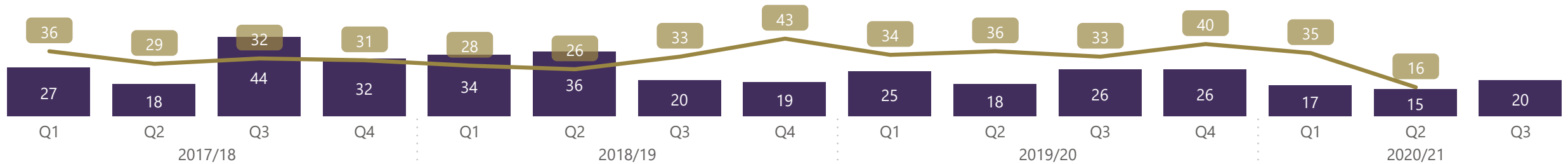
CYPiC with an up to date dental check

Where a dental check has been completed within 12 months



Care Applications

● Number of children subject of Care applications ● Timeliness of care applications (Avg. Duration)



The percentage of dental checks completed has been consistently declining as a result of the current situation regarding Covid-19 as dentists have been closed. Medical checks which were previously an area of strength have yet again seen a further decline to 58% in the month, there have been system issues as a result of the migration to the new social care system which has impacted on recording of health and dental checks. Of the new CYPiC in the past 12 months 24% had a health assessment within the first 20 working days, although this would not affect the other health percentages, however this remains an area of concern and continues to be flagged as an area of concern in internal performance management meetings. We will be expecting to see an increase in the length of care proceedings due to the impact of Covid-19. There has also been a delay in timeliness due to the court initially not being able to manage proceedings virtually.

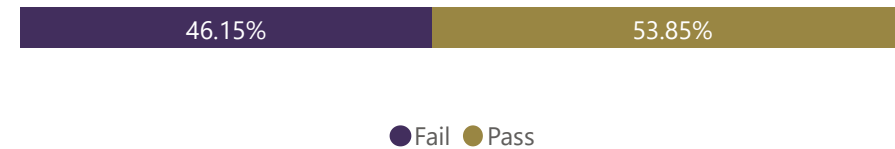
City of Wolverhampton Council - Corporate Parenting Report

Adoption



CYPiC adopted within A1 indicator (428 days)

Average time between a child entering care and moving in with their adoptive family

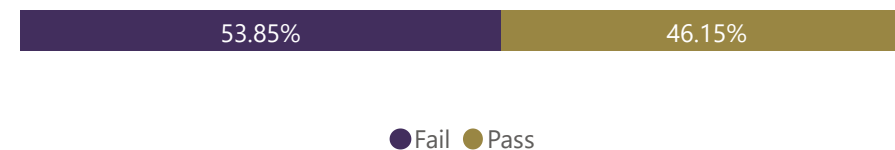


2019/20 = 74%
2018/19 = 55%



CYPiC adopted within A2 indicator (122 Days)

Average time between receiving court authority to place and finding a match



2019/20 = 64%
2018/19 = 68%



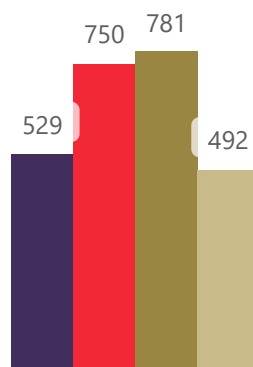
CYPiC adopted within A10 indicator (428 Days)

Average time between a child entering care and moving in with their adoptive family (stopped at point of fostering for foster carers adoptions)

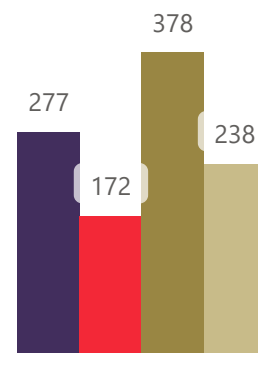


2019/20 = 89%
2018/19 = 73%

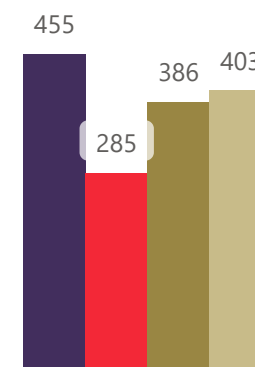
Adoptions - A1 (Avg. Days)



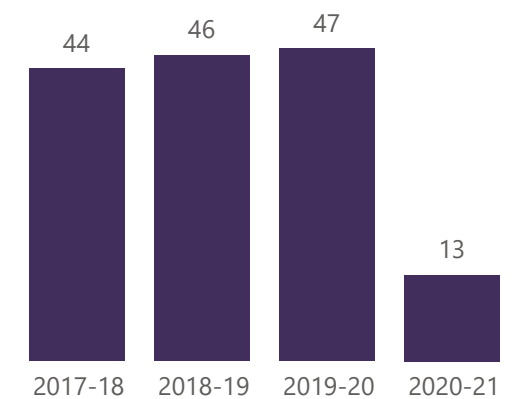
Adoptions - A2 (Avg. Days)



Adoptions - A10 (Avg. Days)



Number of Adoptions



There have only been a small number of adoptions so far for the 2020/21 year as a result of the Covid-19 situation, this has led to only thirteen Adoption Orders being granted by the courts by the end of February 2021. Positively, the number of children placed with their adoptive families year to date is 34

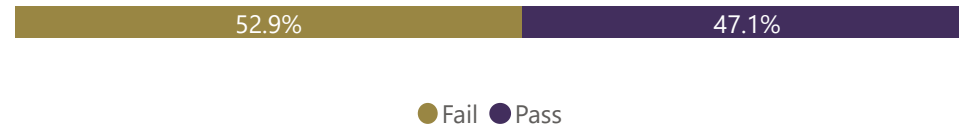
City of Wolverhampton Council - Corporate Parenting Report

Care Leavers



Care Leavers EET Status

Education, Employment and Training of Care Leavers aged 19-21

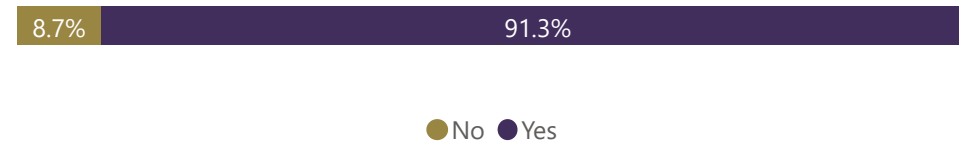


2019/20 Year Out-turn = 57%
 2018/19 Year Out-turn = 61%
 2019/20 West Midlands = 50%
 2019/20 Stat Neighbours = 48%
 2019/20 England = 53%



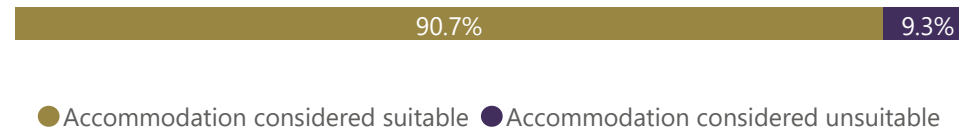
Care Leavers available to work

Care Leavers aged 17-21 who are available for education, training or employment



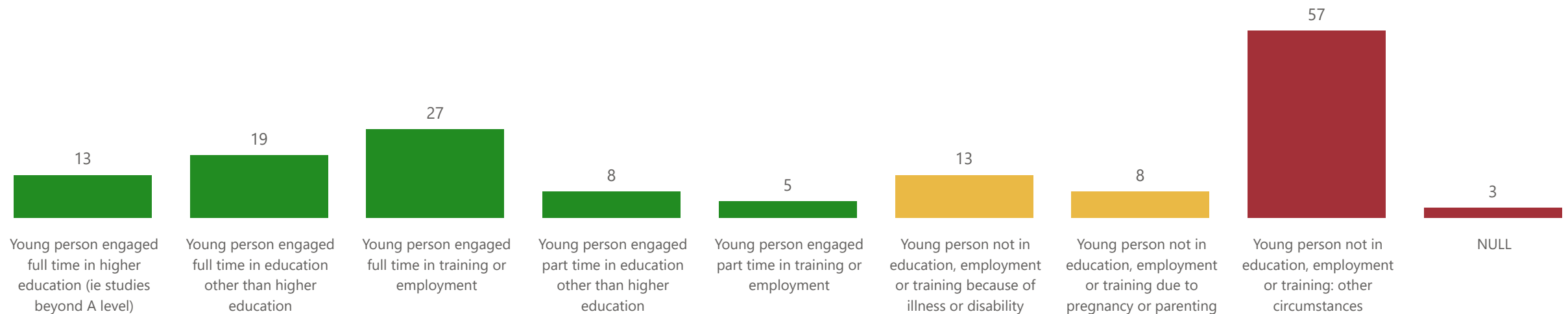
Care Leavers in suitable accommodation

Care Leavers aged 19-21 who live in suitable accommodation



2019/20 Year Out-turn = 91%
 2018/19 Year Out-turn = 88%
 2019/20 West Midlands = 85%
 2019/20 Stat Neighbours = 86%
 2019/20 England = 85%

Current Care Leaver EET Status (19-21)



Care Leaver outcomes continues to be an area of strength for the authority. At the end of February 2021 47% of 19-21 year olds were in Education, Employment or Training. This is a downturn when compared to the previous year's out turn and an additional paper is being presented to the board. 91% of care leavers aged 17-21 are available for work. Of the 19-21 cohort 14% (21 young people) were not available due to pregnancy or young motherhood, illness or disability or because they are in custody. The proportion of care leavers currently deemed to be in suitable accommodation is also included and shows that 91% of the cohort are currently in suitable accommodation.