

Information Governance Summary Quarter Two - 2015/16

FOI number received (response rate) by Directorate Q2 - 2015/16

FOIs Directorate	July		August		September		Total
	Total	%	Total	%	Total	%	
Corporate	47	100.00%★	28	100.00%★	38	100.00%★	113
People	25	100.00%★	31	100.00%★	18	100.00%★	74
Place	35	100.00%★	52	99.08%★	19	100.00%★	106
WMPF	3	100.00%★	0	100.00%★	0	100.00%★	3
WM Transport	0		0		0		0
Overall	110	100.00%★	111	99.10%★	75	100.00%★	296
Media Requests *	27		30		20		77

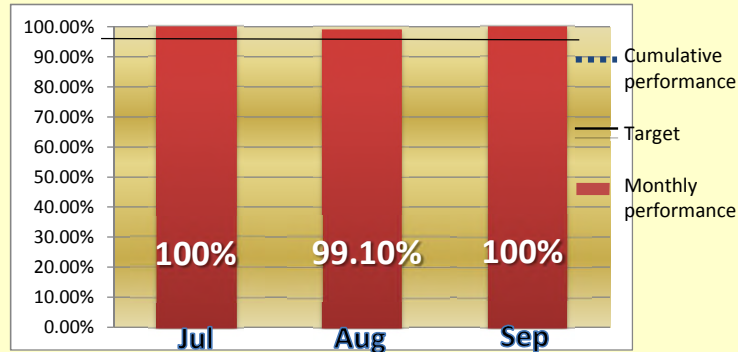
Training Q2 2015/16

New Starters - 111
Completed 57%
Not completed 43%

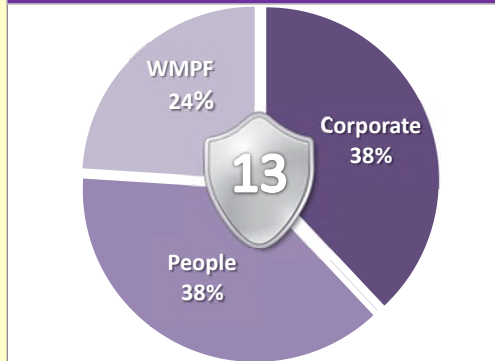
SAR number received (response rate) by Directorate Q2 - 2015/16

SARs Directorate	July		August		September		Total
	Total	%	Total	%	Total	%	
Corporate	36	100.00%★	23	100.00%★	24	100.00%★	83
People	12	91.67%★	1	0.00%★	4	75.00%★	17
Place	9	100.00%★	3	100.00%★	13	100.00%★	25
WMPF	0	100.00%★	1	100.00%★	0	100.00%★	1
WM Transport	0		0		0		0
Overall	57	98.25%★	28	96.43%★	41	97.56%★	126

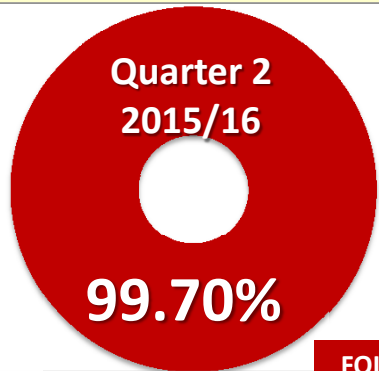
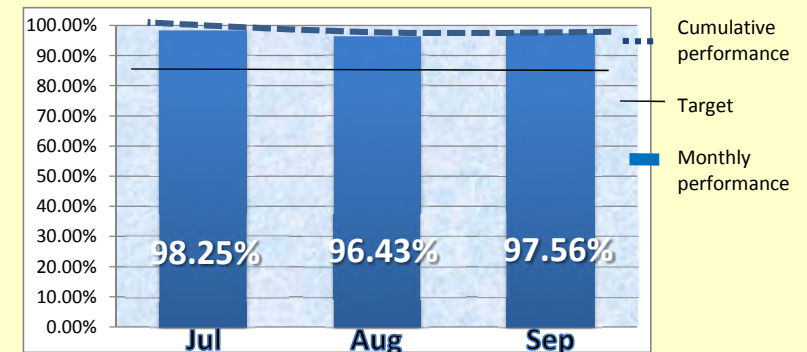
Freedom of Information (FOI) Response Rates Q2 2015/16



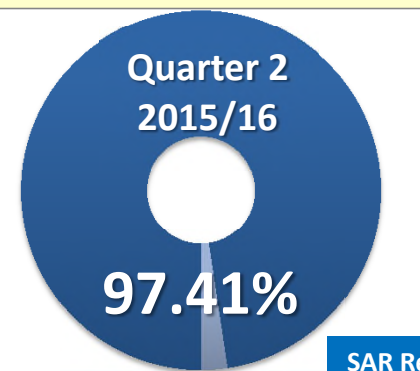
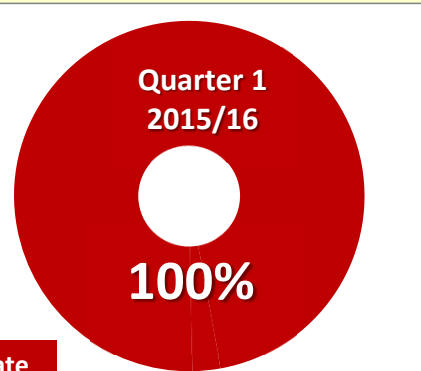
Information Incidents Q2 2015/16



Subject Access Request (SAR) Response Rates Q2 2015/16



FOI Response Rate



SAR Response Rate

