

CORPORATE PARENTING BOARD

PERFORMANCE OVERVIEW

**Data as at:
30 September 2021**

City of Wolverhampton Council - Corporate Parenting Report

Current CYPiC Profile

Current CYPiC per 10,000 population

87

Wolverhampton CYPiC per 10,000 Year End 2019/20

94

West Mids CYPiC per 10,000 pop 2019/20

82

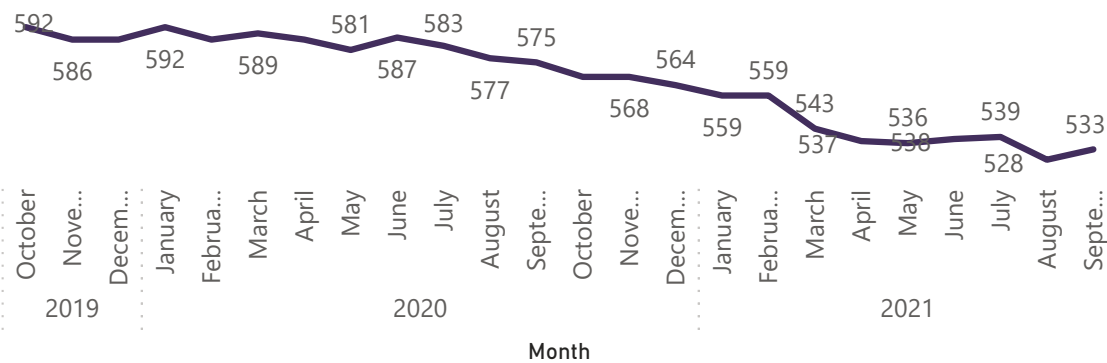
Stat Neighbours CYPiC per 10,000 pop 2019/20

93

England CYPiC per 10,000 pop 2019/20

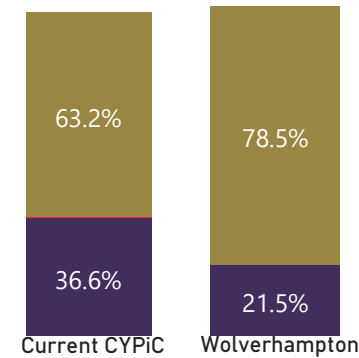
67

Number of Children and Young People in Care in Wolverhampton



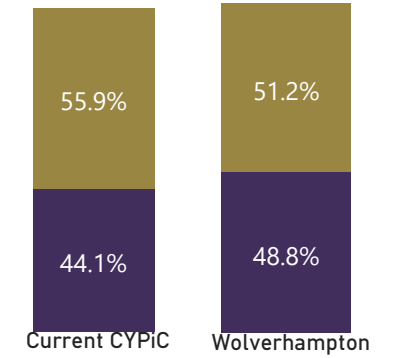
Ethnicity Comparison

- BME
- Other
- White

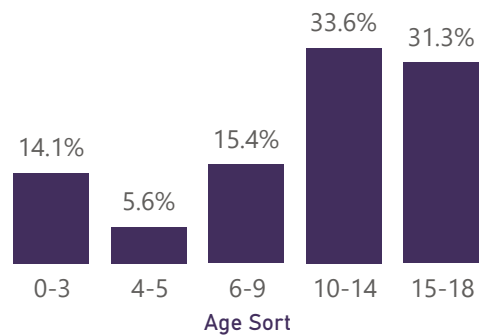


Gender Comparison

- Female
- Male



Age Breakdown

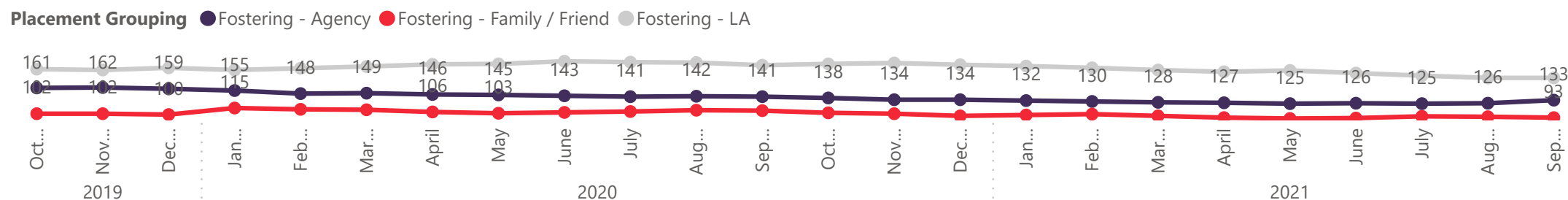


The numbers of children and young people in care have decreased in the year to date from 543 in March to 533. The number of children leaving care and entering care has stabilised over the month. Over 60% of Wolverhampton's children and young people in care are aged 10 and above with 31% aged 15 or above. There is an over representation of BAME children in the current children and young people in care cohort compared to the overall city population of 0-18 year olds. Over representation is also apparent with males when compared to the overall Wolverhampton population of 0-18 year olds.

City of Wolverhampton Council - Corporate Parenting Report

CYPiC Placement Analysis

Number of placements for current CYPiC in past 12 months



There continues to be more children placed with internal foster carers than agency carers



% CYPiC placed more than 20 mile + from home
13%

2019/20 = 12%
2018/19 = 13%
2017/18 = X
2016/17 = 11%

% CYPiC with less than 3 placements in last 12 months
94.0%

2019/20 = 91%
2018/19 = 86%
2017/18 = 84%
2016/17 = 87%

% CYPiC in same placement for 2 years or more
68.7%

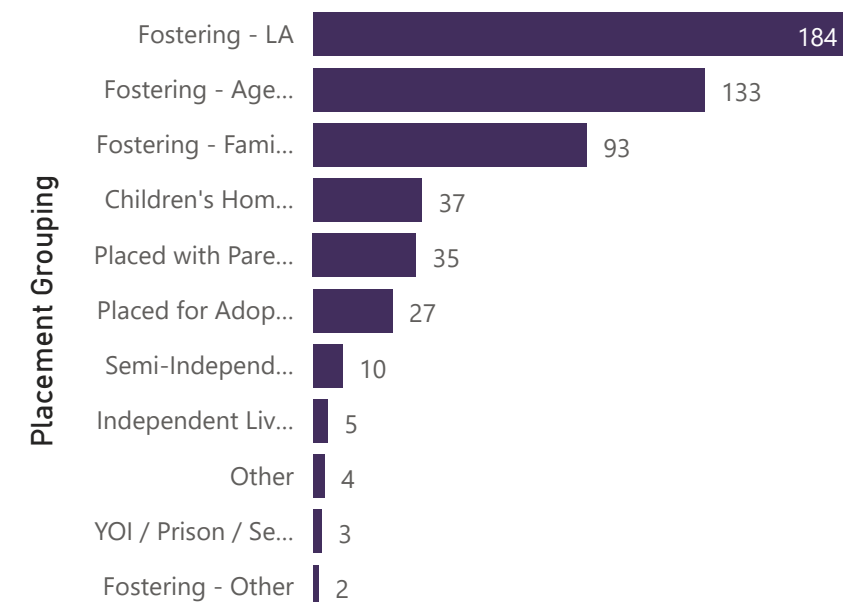
2019/20 = 74%
2018/19 = 73%
2017/18 = 70%
2016/17 = 65%

Number of placements for current CYPiC in past 12 months

Placements in last 12 months ● 1 ● 2 ● 3 ● 4 ● 5 ● 6 ● 7 ● 8 ● 9



Current CYPiC by Placement Type



Through the performance of the Family Values Project, the number of mainstream placements continue to stay higher than those with agency foster carers. Both the long and short term placement stability continue to stay strong at 94% for the percentage of CYPiC with fewer than 3 placements during the last 12 months from 91% during 2019/20.

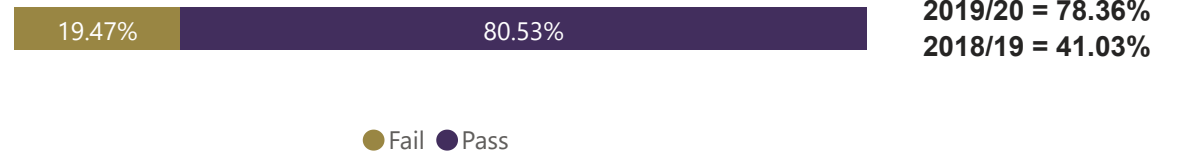
City of Wolverhampton Council - Corporate Parenting Report

Assessments, Reviews, Visits



CYPiC with an up to date assessment

Where a new assessment has been completed within 12 months



CYPiC with an up to date review

Where the First Review is within 20 working days. Second review within 3 months. Third and subsequent reviews every 6 months



CYPiC who participated in the review

The proportion of CYPiC reviews where the child was present or contributed by other means in their review



Assessments are 80.34% which is an improvement from 78.36% in the previous year, while reviews continue to stay strong with 94% of children recorded as having an up to date review.

CYPiC Review Participation has stayed high at 98% in the month.

City of Wolverhampton Council - Corporate Parenting Report

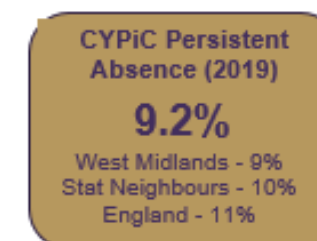


Education

| KS2 Expected Standard | Maths | Reading | Writing | Reading, Writing and Maths |
|----------------------------|-------------------------------|--------------|------------|----------------------------|
| CYPiC Wolverhampton 2019 | 47% | 50% | 58% | 42% |
| Wolverhampton 2019 | 74% | 70% | 77% | 64% |
| CYPiC West Midlands 2019 | 50% | 51% | 52% | 38% |
| CYPiC Stat Neighbours 2019 | 54% | 49% | 52% | 38% |
| CYPiC England 2019 | 51% | 49% | 50% | 37% |
| KS4 | 9-4 Pass in English and Maths | Attainment 8 | Progress 8 | |
| CYPiC Wolverhampton 2019 | 15% | 20% | -1% | |
| Wolverhampton 2019 | 58% | 45% | 0% | |
| CYPiC West Midlands 2019 | 18% | 20% | -1% | |
| CYPiC Stat Neighbours 2019 | 18% | 20% | -1% | |
| CYPiC England 2019 | 18% | 19% | -1% | |

The 2019 KS2 and KS4 results show that Wolverhampton CYPiC has improved in line with comparator performance. There remains a significant gap between the performance of CYPiC and all Wolverhampton children however small numbers in the cohort can make these measurements volatile. For further information about the education attainment of CYPiC in Wolverhampton please refer to the Virtual School Head teacher annual report.

Attendance data has been updated for 2019. This is taken from published data that was released in April 2020, and shows that performance is in line with or better than comparator groups. Wolverhampton are in the upper quartile nationally (best performance) for children and young people in care overall absence.

CYPiC with an up to date PEP performance has improved in September. Work is ongoing in the service to improve the PEP performance for the year 12 and 13 cohort.



CYPiC with an up to date PEP

The proportion eligible CYPiC with an up to date Personal Education Plan (PEP)

PEP's - All Ages



2019/20 = 93%
2018/19 = 89%

PEP's - Early Year's



2019/20 = 72%
2018/19 = 63%

PEP's - Year 12 & 13



2019/20 = 81%
2018/19 = 75%

● Fail ● Pass


City of Wolverhampton Council - Corporate Parenting Report

Health & Dental - This data is internal CWC data and reflects different timescales to the data provided by health



CYPiC with an up to date review health check

Where a review health check has been completed within 12 months



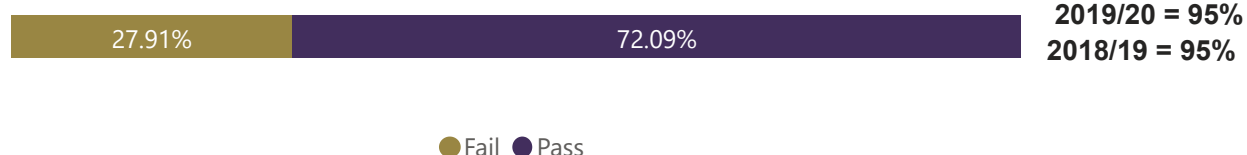
CYPiC with an initial health check

Where a health check has been completed within 20 working days of entering care (rolling 12 months)



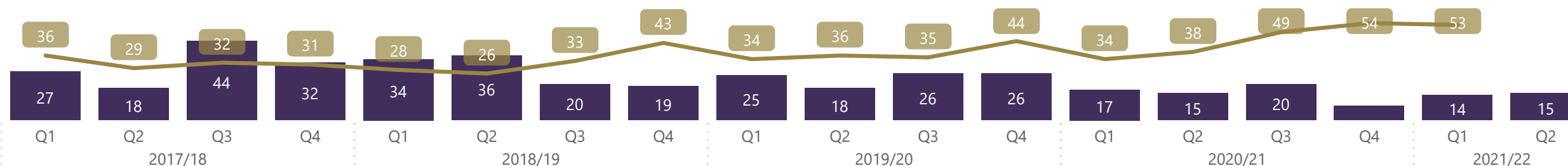
CYPiC with an up to date dental check

Where a dental check has been completed within 12 months



Care Applications

● Number of children subject of Care applications ● Timeliness of care applications (Avg. Duration)



The percentage of dental checks completed has started to improve over the previous few months. Medical checks which were previously an area of strength had been low previously, partly impacted by recording issues, and has started to see improvements in the month, increasing to 78% in the month. Of the new CYPiC in the past 12 months 28% had a health assessment within the first 20 working days, although this would not affect the other health percentages, however this remains an area of concern and continues to be flagged as an area of concern in internal performance management meetings. We will be expecting to see an increase in the length of care proceedings due to the impact of Covid-19. There has also been a delay in timeliness due to the court initially not being able to manage proceedings virtually.

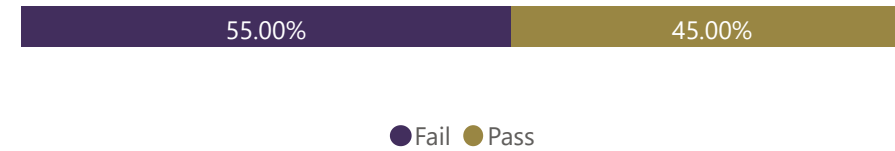
City of Wolverhampton Council - Corporate Parenting Report

Adoption



CYPiC adopted within A1 indicator (428 days)

Average time between a child entering care and moving in with their adoptive family

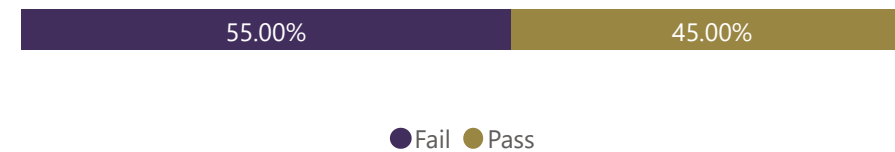


2019/20 = 74%
2018/19 = 55%



CYPiC adopted within A2 indicator (122 Days)

Average time between receiving court authority to place and finding a match

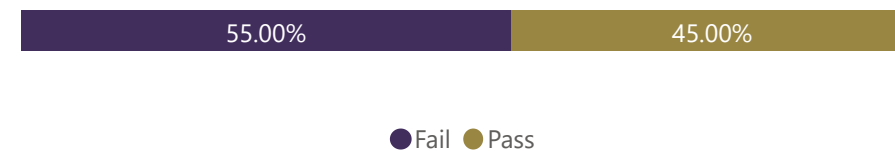


2019/20 = 64%
2018/19 = 68%



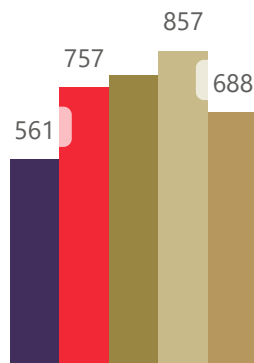
CYPiC adopted within A10 indicator (428 Days)

Average time between a child entering care and moving in with their adoptive family (stopped at point of fostering for foster carers adoptions)

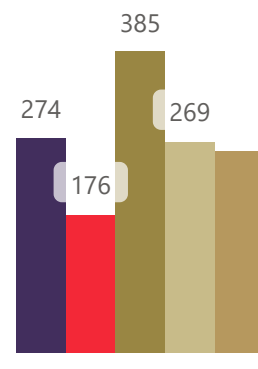


2019/20 = 89%
2018/19 = 73%

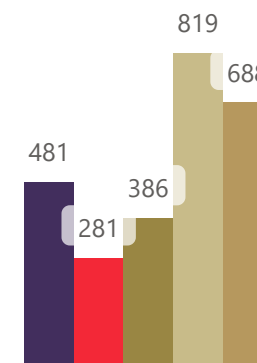
Adoptions - A1 (Avg. Days)



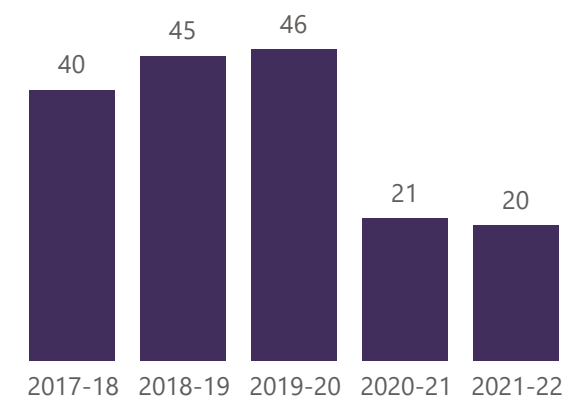
Adoptions - A2 (Avg. Days)



Adoptions - A10 (Avg. Days)



Number of Adoptions



There were 20 adoptions so far in 2021/22, this has been heavily impacted by Covid-19 as court closures caused delays in timeliness, hearings and orders are now being listed which is a positive. The number of children placed with their adoptive families currently is 31

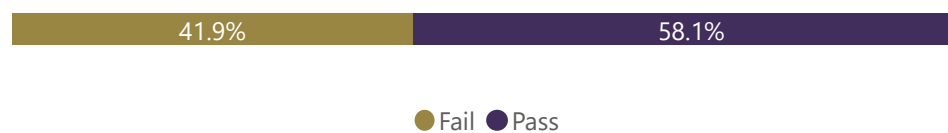
City of Wolverhampton Council - Corporate Parenting Report

Care Leavers



Care Leavers EET Status

Education, Employment and Training of Care Leavers aged 19-21

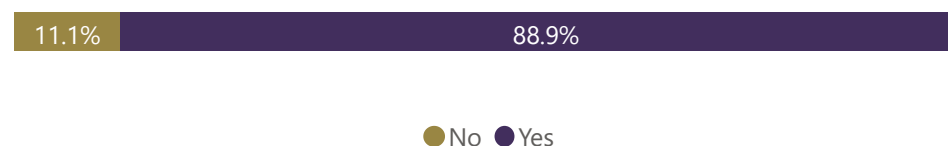


2019/20 Year Out-turn = 57%
 2018/19 Year Out-turn = 61%
 2019/20 West Midlands = 50%
 2019/20 Stat Neighbours = 48%
 2019/20 England = 53%



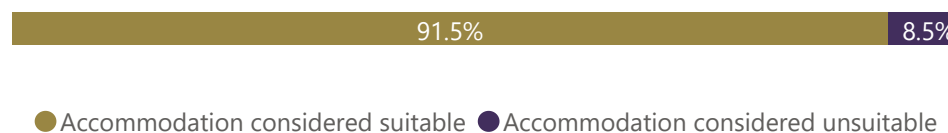
Care Leavers available to work

Care Leavers aged 17-21 who are available for education, training or employment



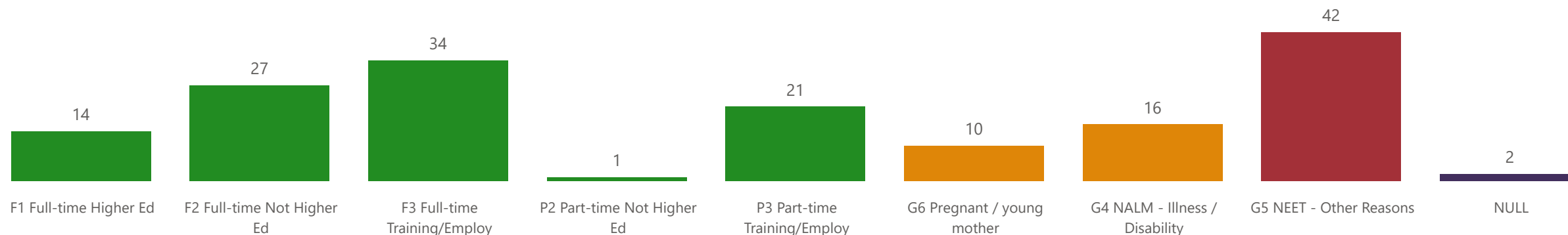
Care Leavers in suitable accommodation

Care Leavers aged 19-21 who live in suitable accommodation



2019/20 Year Out-turn = 91%
 2018/19 Year Out-turn = 88%
 2019/20 West Midlands = 85%
 2019/20 Stat Neighbours = 86%
 2019/20 England = 85%

Current Care Leaver EET Status (19-21)



Care Leaver outcomes continues to be an area of strength for the authority. At the end of September 2021 58% of 19-21 year olds were in Education, Employment or Training. This is an improvement when compared to the previous year's out turn, a paper was presented to the board on 25th March 2021 outlining the current activity to support our Care Leavers and improve performance in this area over the coming months 89% of care leavers aged 17-21 are available for work. This is a significant achievement when considering the high levels of youth unemployment within the city. Of the 19-21 cohort 16% (26 young people) were not available due to pregnancy or young motherhood, illness or disability. The proportion of care leavers currently deemed to be in suitable accommodation is also included and shows that 92% of the cohort are currently in suitable accommodation.