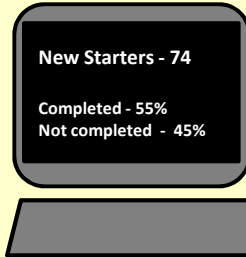


# Information Governance Summary Quarter Four - 2015/16

## FOI number received (response rate) by Directorate Q4 - 2015/16

FOIs Directorate	January		February		March		Total
	Total	%	Total	%	Total	%	
Corporate	33	100.00%★	45	100.00%★	37	100.00%★	115
People	27	100.00%★	27	100.00%★	26	100.00%★	80
Place	36	100.00%★	37	100.00%★	51	100.00%★	124
WMPF	4	100.00%★	3	100.00%★	2	100.00%★	9
WM Transport	0		0		0		0
<b>Overall</b>	<b>100</b>	<b>100.00%★</b>	<b>112</b>	<b>100.00%★</b>	<b>116</b>	<b>100.00%★</b>	<b>328</b>

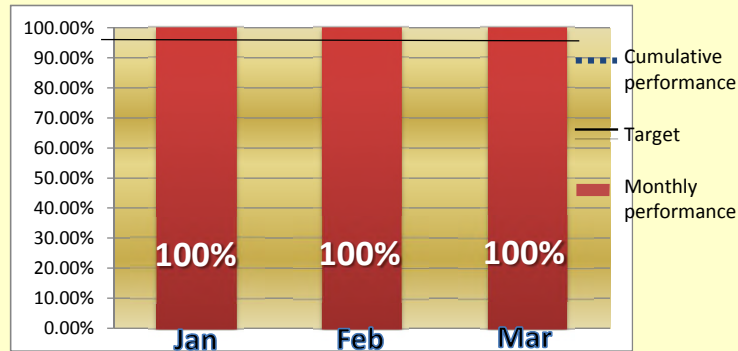
## Training Q4 2015/16



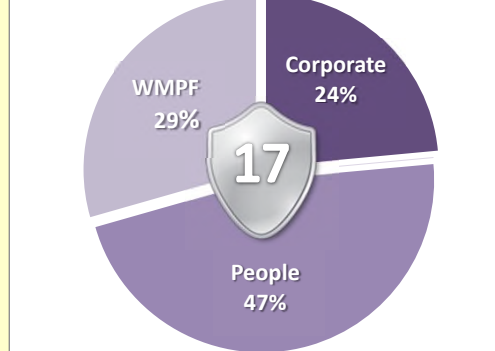
## SAR number received (response rate) by Directorate Q4 - 2015/16

SARs Directorate	January		February		March		Total
	Total	%	Total	%	Total	%	
Corporate	30	100.00%★	28	98.00%★	18	100.00%★	76
People	7	100.00%★	9	100.00%★	7	100.00%★	23
Place	14	100.00%★	13	100.00%★	7	100.00%★	34
WMPF	1	100.00%★	0	100.00%★	0	100.00%★	1
WM Transport	0		0		0		0
<b>Overall</b>	<b>52</b>	<b>100.00%★</b>	<b>50</b>	<b>99.50%★</b>	<b>32</b>	<b>100.00%★</b>	<b>134</b>

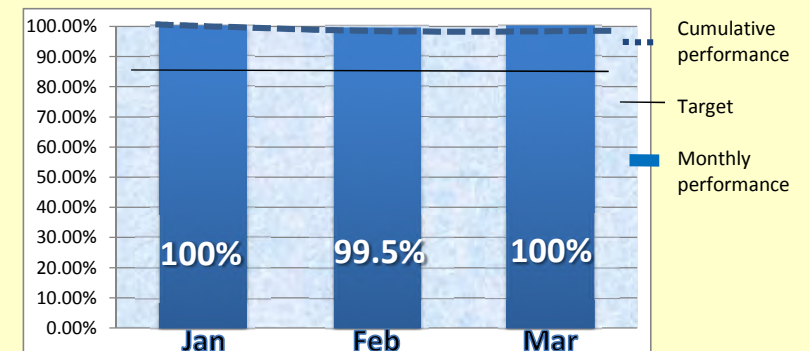
## Freedom of Information (FOI) Response Rates Q4 2015/16



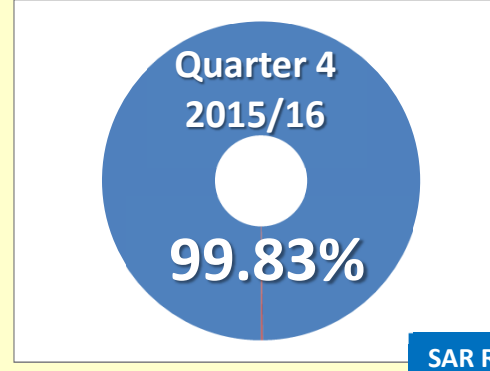
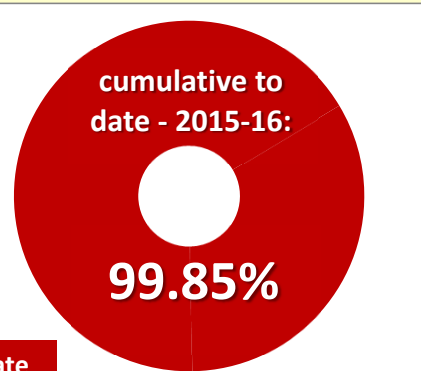
## Information Incidents Q4 2015/16



## Subject Access Request (SAR) Response Rates Q4 2015/16



FOI Response Rate



SAR Response Rate

