

# Information Governance Summary Quarter Three - 2016/2017

## Freedom of Information (FOI) requests received by Directorate Q3 2016/2017

FOIs by Directorate	October		November		December	
	Total	%	Total	%	Total	%
Corporate	47	100%	34	100%	34	100%
Education	4	100%	2	100%	5	100%
Housing	4	100%	6	100%	11	100%
People	11	100%	26	100%	16	100%
Place	26	96%	26	100%	16	100%
WMPF	2	100%	3	100%	2	100%
BC Transport	0		1	100%	0	
WM Transport	0		0		0	
<b>Overall</b>	<b>94</b>	<b>99%</b>	<b>98</b>	<b>100%</b>	<b>84</b>	<b>100%</b>

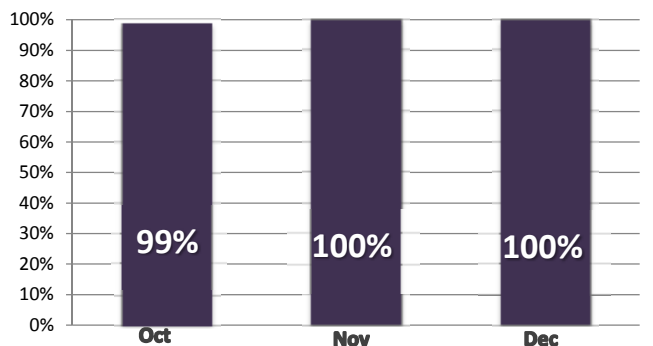
## Training Q3 2016/2017



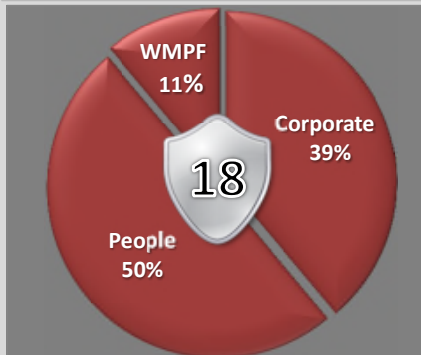
## Data Protection (DP) requests received by Directorate Q3 - 2016/2017

DPs Directorate	October		November		December	
	Total	%	Total	%	Total	%
Corporate	13	100%	7	100%	20	100%
Education	0		2	100%	0	
Housing	1	100%	0		0	
People	5	100%	3	100%	4	100%
Place	5	100%	7	100%	10	100%
WMPF	0		0		0	
BC Transport	0		0		0	
WM Transport	0		0		0	
<b>Overall</b>	<b>24</b>	<b>100%</b>	<b>19</b>	<b>100%</b>	<b>34</b>	<b>100%</b>

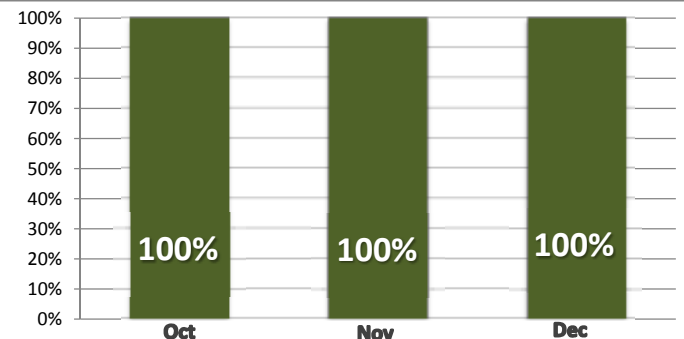
## Freedom of Information (FOI) Response Rates Q3



## Information Incidents Q3



## Data Protection Request (DP) Response Rates Q3



FOI Response Rate



DP Response Rate

